

British film and other screen sector certification H1 2015

BFI Research and Statistics Unit

23 July 2015

1. Key Points

- In H1 2015 105 films received final certification, with a UK spend of £272 million and a total budget of £367 million. UK spend was 74% of total budget.
- Of these, 100 were cultural test films, with a UK spend of £259 million and total budget of £326 million; five films were co-productions, with a UK spend of £13 million and total budget of £41 million.
- In the last 12 months, July 2014-June 2015, 232 films received final certification, with a UK spend of £868 million and a total budget of £1,196 million.
- A total of 26 high-end television programmes received final certification under the cultural test in H1 2015, with a UK spend of £195 million and a total budget was £207 million. UK spend was 94% of total budget.
- Since July 2014, 57 high-end television programmes have received final certification, all under the cultural test, with a UK spend of £405 million and a total budget of £452 million.
- There were 16 animation programmes with final certification, all under the cultural test, in H1 2015 with a UK spend of £19 million and total budget of £27 million. UK spend was 69% of total budget.
- In H1 2015, 40 video games received final certification with an EEA/UK spend of £30 million and a total budget of £32 million. EEA/UK spend was 92% of total budget.

2. Feature film certification

2.1 Certification - numbers of applications and values

2.1.1 Final certifications

A total of 105 films received final certification in the first half of (H1) 2015, down from 127 in H1 2014. The majority, 100, were cultural test films and the remaining five films were certified as co-productions (Table 1 and Figures 1 and 2).

The total UK spend and budget of films with final certification in H1 2015 was £272 million and £367 million respectively. UK spend, as a percentage of budget, was highest since 2013, at 74%. The majority of the UK spend and budget were from films certified under the cultural test; UK spend at £259 million was 79% of budget (70% of total budget for all films) and total budget for cultural test films, at £326 million was 89% of total budget for all films. Note that these data are for final certifications, so include films produced over the previous one to three years.¹ Cultural Test films include high budget UK/USA films as well as low budget UK films, so the aggregate budget is influenced by the number and timing of inward investment UK/USA productions. Co-production films had a much smaller UK spend and budget at £13 million and £41 million respectively, an increase from £12 million and £27 million in H1 2014.

¹ The latest production statistics are published separately in *Film production in the UK, first half year (H1) 2015*.

Table 1: Final certifications for film, H1 2007 to H1 2015

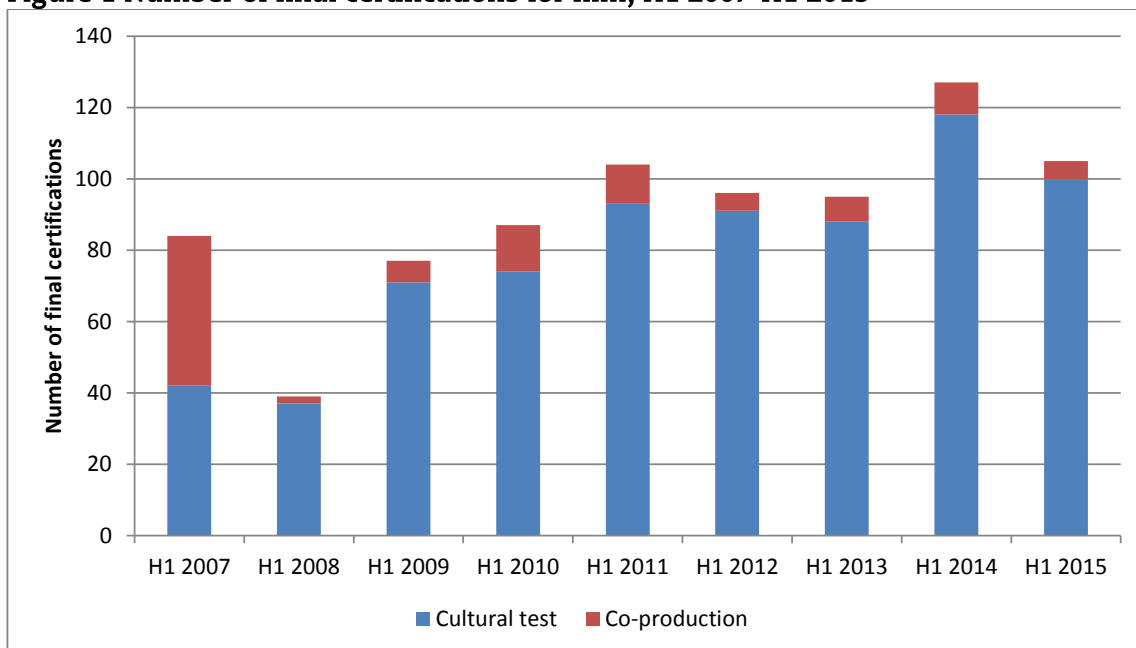
Type of certification	H1 2007	H1 2008	H1 2009	H1 2010	H1 2011	H1 2012	H1 2013	H1 2014	H1 2015
Cultural test									
Number	42	37	71	74	93	91	88	118	100
UK spend £m	92.3	176.4	158.4	528.7	419.9	492.0	160.9	684.5	259.2
Total budget £m	113.2	299.7	202.6	574.2	670.8	685.6	186.3	1068.3	326.3
UK spend as % of total budget	81.5	58.8	78.2	92.1	62.6	71.8	86.4	64.1	79.4
Co-production									
Number	42	2	6	13	11	5	7	9	5
UK spend £m	98.5	8.8	20.2	38.0	43.6	10.6	7.4	12.2	12.8
Total budget £m	284.0	12.7	44.7	75.7	73.1	20.1	20.2	26.9	40.9
UK spend as % of total budget	34.7	69.3	45.3	50.1	59.6	52.9	36.7	45.3	31.2
All types									
Number	84	39	77	87	104	96	95	127	105
UK spend £m	190.8	185.1	178.6	566.7	463.5	502.6	168.4	696.7	272.0
Total budget £m	397.2	312.4	247.3	649.9	743.9	705.7	206.5	1,095.2	367.3
UK spend as % of total budget	48.0	59.3	72.2	87.2	62.3	71.2	81.5	63.6	74.1

Source: BFI

'Total Budget' in the case of Cultural Test films is the sum of production activity in the UK and production activity outside the UK; in the case of Co-productions it is the sum of investments made by all participating countries in the film.

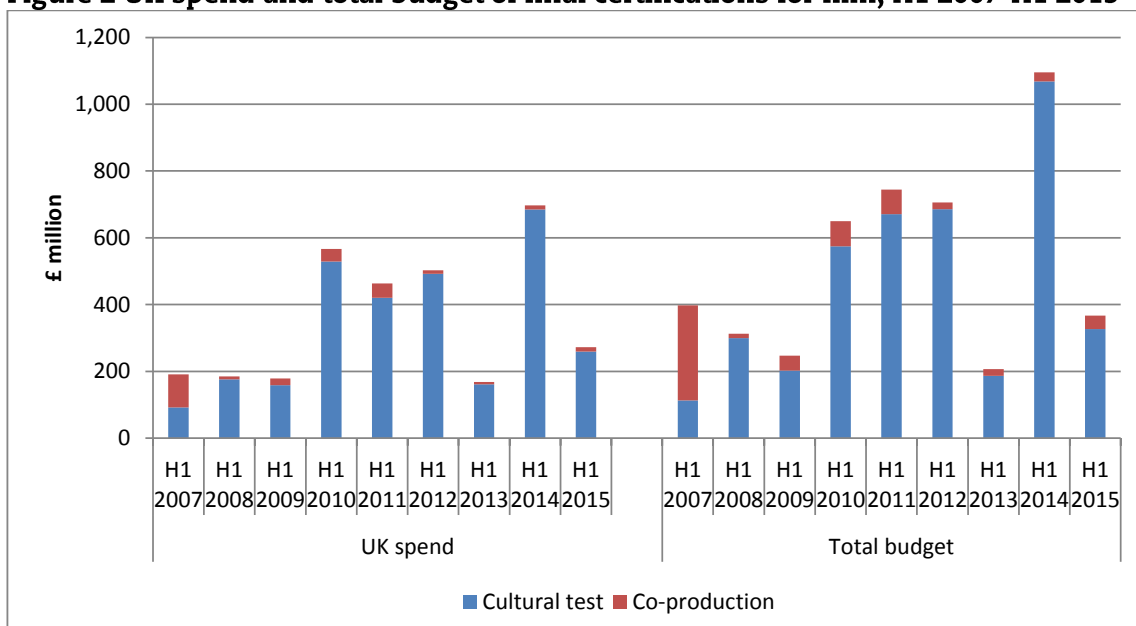
H1 is the first half of the year, ie 1 January to 30 June.

Figure 1 Number of final certifications for film, H1 2007-H1 2015



Source: BFI

Figure 2 UK spend and total budget of final certifications for film, H1 2007-H1 2015



Source: BFI

'Total Budget' in the case of cultural test films is the sum of production activity in the UK and production activity outside the UK; in the case of co-production it is the sum of investments made by all participating countries in the film.

This release looks at UK spend, total budget and the number of films certified as British in a rolling year highlighting the changes in the number of applications, UK spend and total budget in 12 month periods, from July 2007. Rolling year data give a broader representation of certification trends. In this release the rolling year period covered is July 2007-June 2008 to July 2014- June 2015.

The number of final certifications has increased rolling year on rolling year since Jul 2007, except in July 2011-June 2012 where there was a decrease to 195 films. The last 12 months (July 2014 -June 2015) saw the highest number of films with final certification at 232.

Overall, there has been an upward trend for UK spend and budget over the period, with July 2011-June 2012 and July 2013-June 2014 as stand-out years. UK spend increased from £560 million in July 2007-June 2008 to £868 million in July 2014-June 2015. Total budget of films increased from £833 million to £1,196 million. UK spend and budget peaked in July 2013-June 2014 at £1,635 million and £2,355 million respectively. This period saw a higher than usual number of UK studio-backed and independent films receive final certification, such as *World War Z*, *Thor: The Dark World* and *Rush*.

The number of films receiving final certification under the cultural test in July 2014-June 2015 was 221, with a UK spend of £828 million and a total budget of £1,114 million (both being the third highest in the time period). As with all final certifications, there was an upward trend over the time period in the number of cultural test films, UK spend and budget with July 2011- June 2012 (UK spend at £1,573 million and budget at £2,212 million) July 2013- June 2014 (UK spend at £1,565 million and budget at £2,355 million) being a stand-out years.

July 2014-June 2015 saw 11 official co-productions receive final certification, with a UK spend of £41 million and budget of £82 million. The number of co-productions, UK spend and total budget has fluctuated over the time period, with the number of co-production peaking at 19 in July 2013-June 2014 and UK spend and budget peaking in July 2010-June 2011 at £57 million and £135 million respectively.

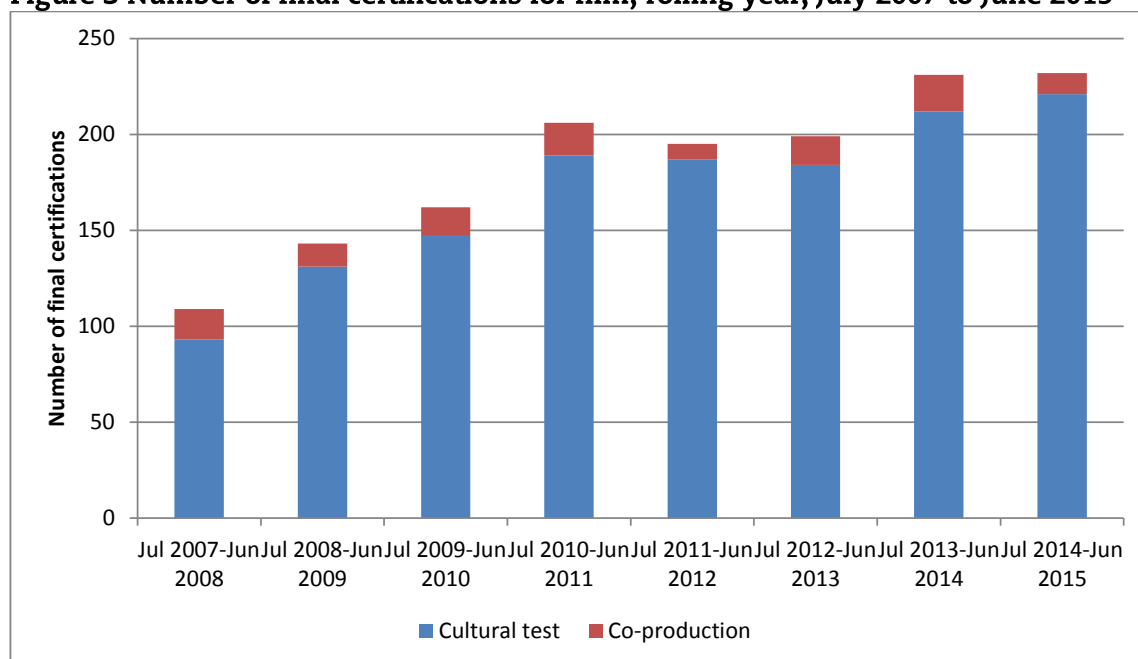
Table 2 Final certifications for film, rolling year, from July 2007 to June 2015

Type of certification	Jul 2007- Jun 2008	Jul 2008- Jun 2009	Jul 2009- Jun 2010	Jul 2010- Jun 2011	Jul 2011- Jun 2012	Jul 2012- Jun 2013	Jul 2013- Jun 2014	Jul 2014- Jun 2015
Cultural Test								
Number	93	131	147	189	187	184	212	221
UK spend £m	526.4	570.5	793.3	745.0	1550.5	503.2	1564.8	827.6
Total budget £m	747.9	838.0	976.4	1098.3	2133.1	670.5	2235.4	1114.1
UK spend as a % of total budget	70.4	68.1	81.2	67.8	72.7	75.0	70.0	74.3
Co-production								
Number	16	12	15	17	8	15	19	11
UK spend £m	33.4	45.5	39.3	56.9	22.1	41.1	70.0	40.6
Total budget £m	85.4	77.2	79.0	134.8	78.4	73.6	119.3	82.3
UK spend as a % of total budget	39.1	58.9	49.8	42.2	28.2	55.8	58.7	49.3
All Types								
Number	109	143	162	206	195	199	231	232
UK spend £m	559.8	616.0	832.6	801.9	1,572.6	544.2	1,634.8	868.2
Total budget £m	833.3	915.2	1,055.4	1,233.1	2,211.5	744.0	2,354.6	1,196.4
UK spend as a % of total budget	67.2	67.3	78.9	65.0	71.1	73.1	69.4	72.6

Source: BFI

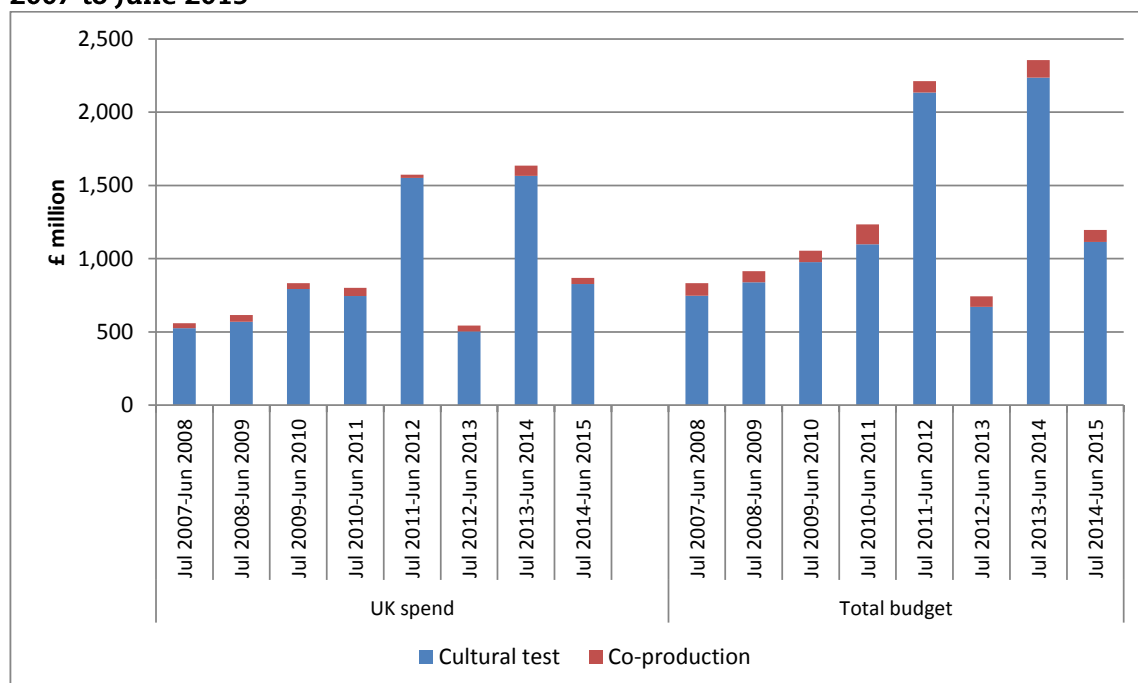
'Total Budget' in the case of cultural test films is the sum of production activity in the UK and production activity outside the UK; in the case of co-production it is the sum of investments made by all participating countries in the film.

Figure 3 Number of final certifications for film, rolling year, July 2007 to June 2015



Source: BFI

Figure 4 UK spend and total budget of final certifications for film, rolling year, July 2007 to June 2015



Source: BFI

'Total Budget' in the case of cultural test films is the sum of production activity in the UK and production activity outside the UK; in the case of co-production it is the sum of investments made by all participating countries in the film.

2.1.2 Interim certifications

Interim certifications give an indication of the future level of official UK film production. Table 3 shows the numbers, UK spend and production value of films receiving interim certification in H1 2007-H1 2015. The number of interim-certified films was the highest of the time period at 132. The number of cultural test films was also at its highest at 125, whereas the number of co-productions was at a similar level as H1 2014, with 7 films.

The expected UK spend of interim-certified films was £702 million and total budget was £1,205 million, both the highest of the period. The majority of the expected UK spend and budget was from films certified under the cultural test, which had a UK spend of £694 million and a total budget of £1,173 million (97% of total budget for all films). Co-productions, as with final certifications, had a much smaller UK spend and budget, at £8 million and £33 million respectively. This was down from £14 million UK spend and £37 million budget in H1 2014. UK spend was the lowest of the period, whereas budget was second lowest. (Table 3 and Figures 5 and 6)

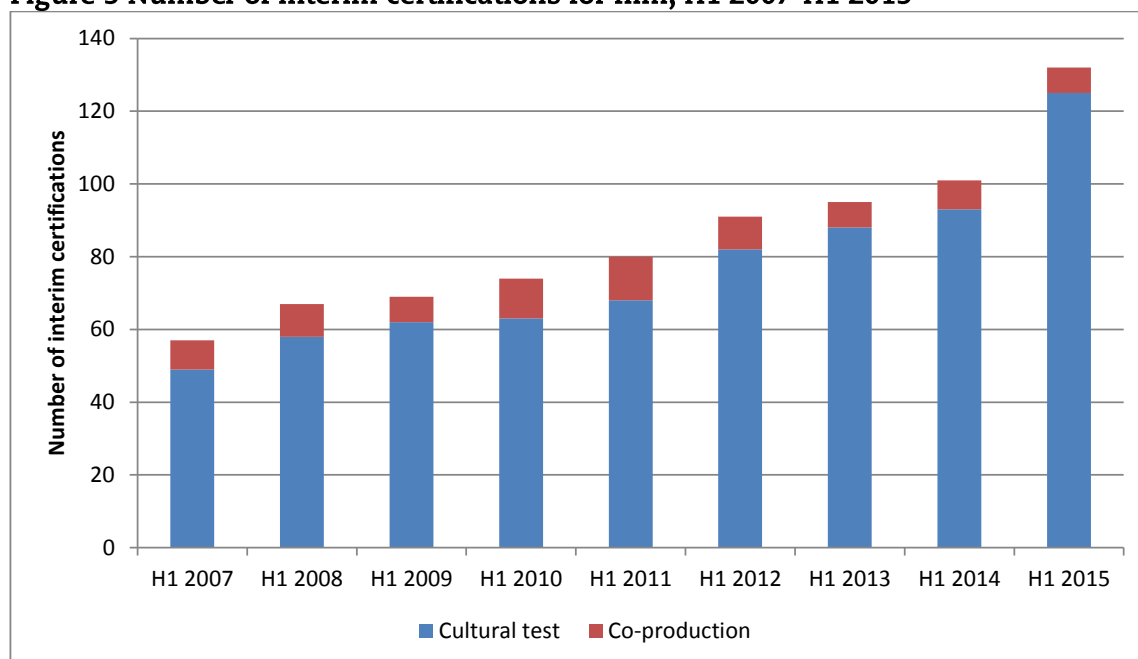
Table 3: Interim certifications for film, H1 2007 to H1 2015

Type of certification	H1 2007	H1 2008	H1 2009	H1 2010	H1 2011	H1 2012	H1 2013	H1 2014	H1 2015
Cultural test									
Number	49	58	62	63	68	82	88	93	125
UK spend £m	494.1	181.6	257.6	250.3	259.3	576.1	293.7	661.1	694.3
Total budget £m	707.8	261.2	284.1	385.3	344.5	846.9	464.0	984.2	1,172.55
UK spend as % of total budget	69.8	69.5	90.7	65.0	75.3	68.0	63.3	67.2	59.2
Co-production									
Number	8	9	7	11	12	9	7	8	7
UK spend £m	12.6	30.7	17.3	24.1	21.5	47.1	26.7	14.1	8.2
Total budget £m	30.2	65.4	48.5	55.3	43.5	77.6	39.2	37.4	32.8
UK spend as % of total budget	41.7	47.0	35.7	43.5	49.4	60.6	68.1	37.8	25.0
All types									
Number	57	67	69	74	80	91	95	101	132
UK spend £m	506.7	212.3	275.0	274.3	280.8	623.2	320.4	675.2	702.493
Total budget £m	738.1	326.6	332.6	440.6	388.1	924.5	503.2	1,021.6	1,205.3
UK spend as % of total budget	68.7	65.0	82.7	62.3	72.4	67.4	63.7	66.1	58.3

Source: BFI

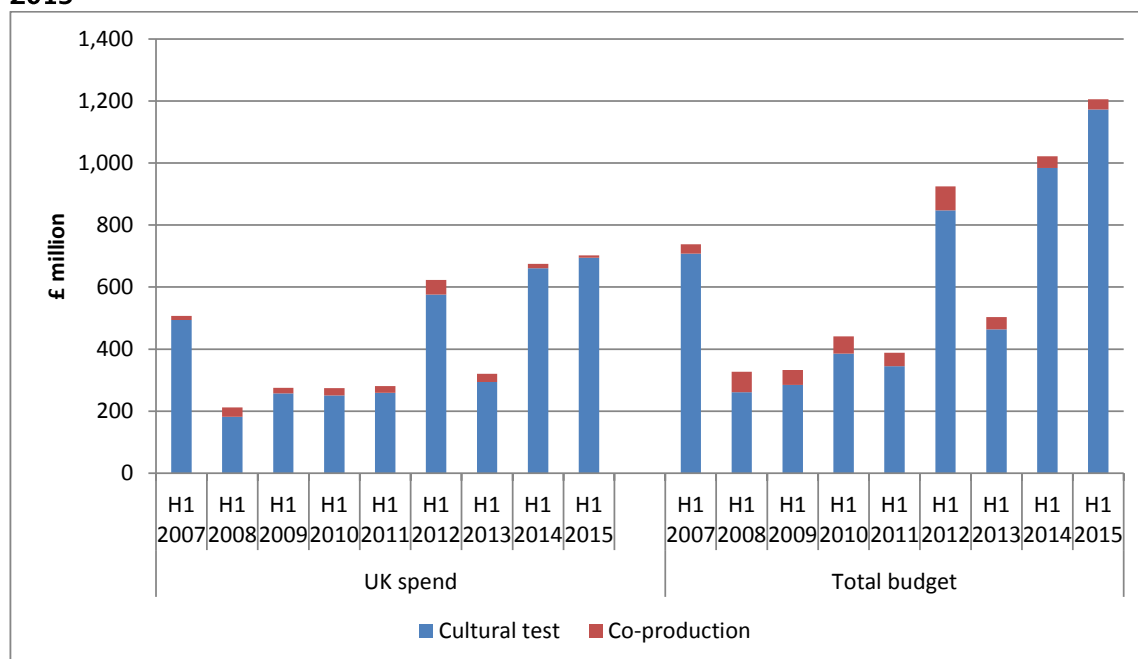
'Total Budget' in the case of Cultural Test films is the sum of production activity in the UK and production activity outside the UK; in the case of Co-productions it is the sum of investments made by all participating countries in the film.

Figure 5 Number of interim certifications for film, H1 2007-H1 2015



Source: BFI

Figure 6 UK spend and total budget of interim certifications for film, H1 2007-H1 2015



Source: BFI

'Total Budget' in the case of cultural test films is the sum of production activity in the UK and production activity outside the UK; in the case of co-production it is the sum of investments made by all participating countries in the film.

In the rolling years, the number of films with interim certification increased over the period July 2007-June 2008 to July 2014-June 2015, from 129 to 213 films. July 2012-June 2013 saw the number of films fall to 174 and the latest 12 months have seen the number of films decrease from 215 in July 2013-June 2014 (Table 4 and Figure 7).

For the latest 12 month period, UK spend was £1,216 million, with total budget at £1,976 million, increasing from £1,213 and £1,766 respectively in July 2013-June 2014 (Figure 4). July 2011-June 2012 was a stand out year, with UK spend at £1,645 million and budget at £2,203 million, anticipating the peak year outlined for final certifications.

There were 198 cultural test films in July 2014-June 2015, the highest of the period. UK spend was £1,199 million and total budget was £1,910 million. In the overall time period the stand out year was July 2011-June 2012 where UK spend and budget were at their highest for the period, at £1,591 million and £2,106 respectively. There were 15 official co-productions that received interim certification in July 2014-June 2014, the joint second lowest of the time period. These films had a UK spend of £17 million and a total budget of £67 million, the lowest of the period.

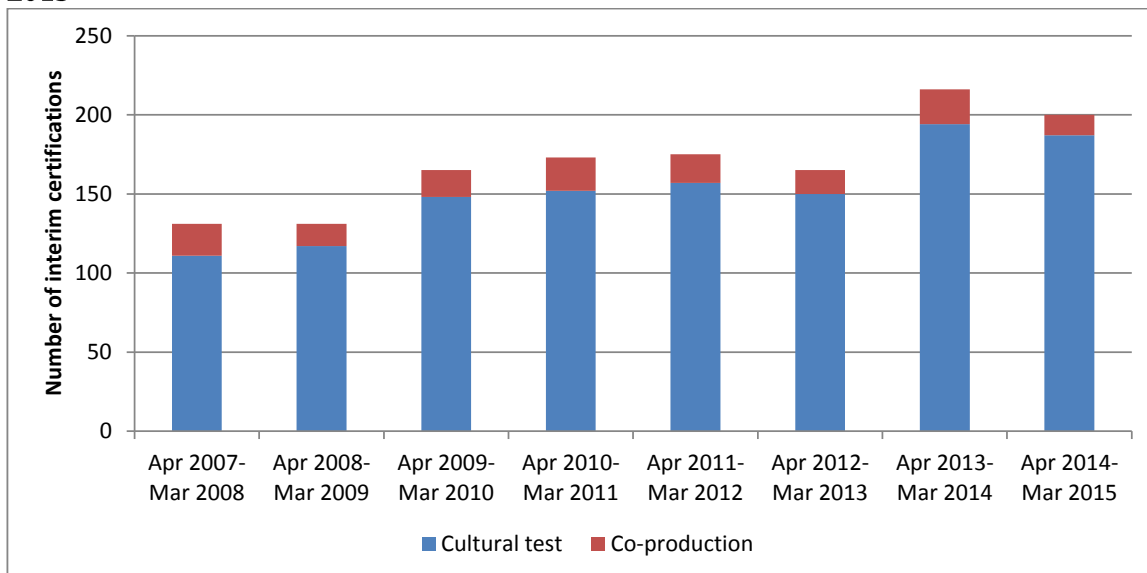
Table 4 Interim certifications for film, rolling year, from Q2 2007 to Q1 2015

Type of certification	Jul 2007- Jun 2008	Jul 2008- Jun 2009	Jul 2009- Jun 2010	Jul 2010- Jun 2011	Jul 2011- Jun 2012	Jul 2012- Jun 2013	Jul 2013- Jun 2014	Jul 2014- Jun 2015
Cultural Test								
Number	108	124	144	147	164	159	195	198
UK spend £m	465.4	740.5	1276.1	775.6	1590.7	638.4	1175.4	1198.8
Total budget £m	626.0	880.4	1664.6	1124.6	2105.8	957.6	1651.0	1909.8
UK spend as % of total budget	74.4	84.1	76.7	69.0	75.5	66.7	71.2	62.8
Co-production								
Number	21	13	18	24	15	15	20	15
UK spend £m	79.7	32.3	34.8	68.4	54.0	39.7	37.7	16.8
Total budget £m	141.8	89.7	81.5	176.1	96.7	76.5	114.8	66.6
UK spend as a % of total budget	56.2	36.0	42.7	38.9	55.8	51.9	32.8	25.3
All Types								
Number	129	137	162	171	179	174	215	213
UK spend £m	545.1	772.8	1,311.0	844.0	1,644.7	678.0	1,213.1	1,215.7
Total budget £m	767.8	970.1	1,746.1	1,300.6	2,202.5	1,034.1	1,765.8	1,976.4
UK spend as a % of total budget	71.0	79.7	75.1	64.9	74.7	65.6	68.7	61.5

Source: BFI

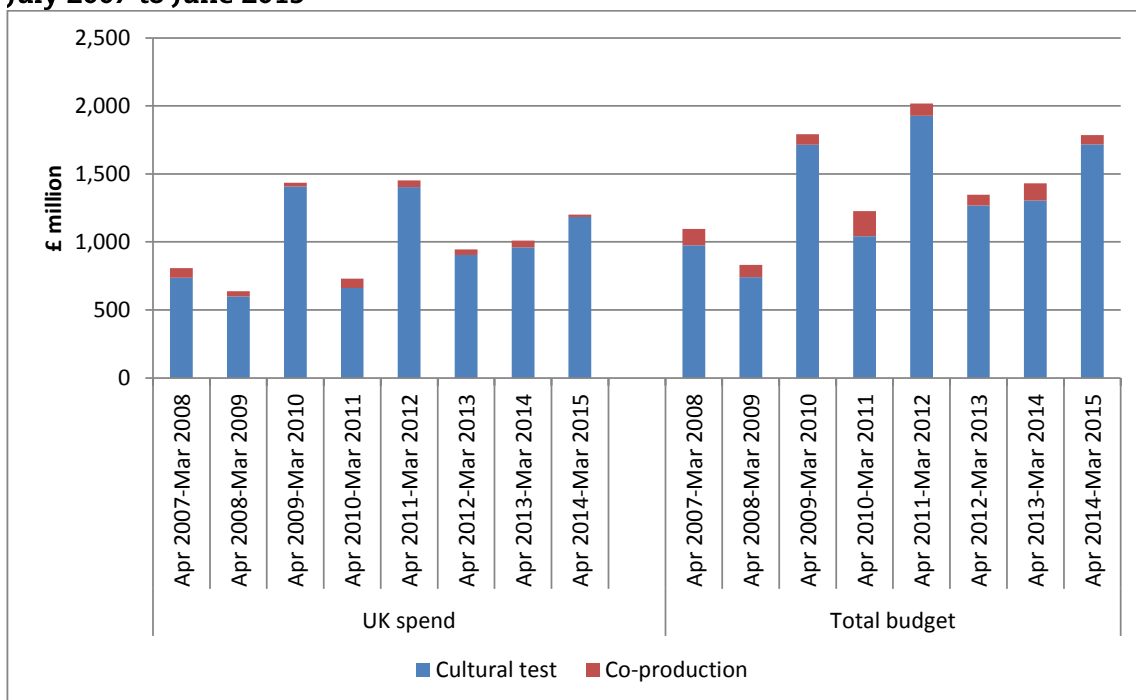
'Total Budget' in the case of cultural test films is the sum of production activity in the UK and production activity outside the UK; in the case of co-production it is the sum of investments made by all participating countries in the film.

Figure 7 Number of interim certifications for film, rolling year, July 2007 to June 2015



Source: BFI

Figure 8 UK spend and total budget of interim certifications for film, rolling year, July 2007 to June 2015



Source: BFI

'Total Budget' in the case of cultural test films is the sum of production activity in the UK and production activity outside the UK; in the case of co-production it is the sum of investments made by all participating countries in the film.

2.2 Total Budgets

The median budget for interim cultural test certifications has been decreasing from 2007 to 2014, with 2013 having the lowest median budget, at £0.7 million (Table 5). Median budget for H1 2015 was just under £1 million, being similar to 2009 and 2012. The highest median budget was £1.8 million in 2007.

Table 5 Median budgets of interim cultural test certifications

Year	Median budget £m
2007	1.8
2008	1.5
2009	1.0
2010	1.1
2011	0.9
2012	1.0
2013	0.7
2014	0.9
H1 2015	1.0

Source: BFI

Interim Cultural Test certifications have only been issued since 2007, when the new film tax relief came into effect. The 'median' is the middle value, i.e. half the productions have higher budgets than the median; the other half have lower budgets.

Table 6 shows the median budget of interim co-productions since 2003. In H1 2015 the median budget was £4.3 million. From 2003 to 2011 there had been a downward trend in median budgets, with 2011 having the lowest median budget, at £2.1 million. Median budgets increased in 2012 to £6.1 million, but since then have fluctuated.

Table 6 Median budgets of interim co-production certifications

Year	Median budget £m
2003	4.3
2004	4.2
2005	4.0
2006	5.1
2007	3.7
2008	4.7
2009	3.3
2010	3.7
2011	2.1
2012	6.1
2013	4.6
2014	3.4
H1 2015	4.3

Source: BFI

The 'median' is the middle value, i.e. half the productions have higher budgets than the median; the other half have lower budgets.

2.3 Co-production treaties

In H1 2015, the final co-production certifications for films were under the European Convention of Cinematographic Co-production (ECCE) and the UK/Australia, UK/Canada and UK/New Zealand co-production treaties. The interim co-production films qualifying as official co-productions were under the ECCE and the UK/Australia and UK/New Zealand co-production treaties. For disclosure reasons, the number of co-productions qualifying as British under each treaty is not provided.

3. High-end television certifications

3.1 Certification – numbers of applications and values

In H1 2015, a total of 26 HETV programmes received final certification under the cultural test, with a UK spend of £195 million and a total budget of £207 million (Table 7). This is up on H1 2014, which saw 13 HETV projects receive final certification; UK spend was £79 million and total budget was £82 million. UK spend as a percentage of total budget decreased slightly over the time period from 96% to 94%. No co-productions received final certification in both H1 2014 or H1 2015.

Table 7 Cultural test final certification for HETV H1 2014 and H1 2015

	H1 2014	H1 2015
Number	13	26
UK spend £m	78.7	195.0
Total budget £m	82.3	207.2
UK spend as a % of total budget	95.6	94.1

Source: BFI

'Total Budget' is the sum of production activity in the UK and production activity outside the UK..

A total of 28 HETV programmes received interim certification in H1 2015, all of which were under the cultural test (Table 8). UK spend and total budget increased from £248 million and £300 million respectively in H1 2014 to £280 million and £317 million respectively in H1 2015. UK spend in both time periods was a similar percentage of total budget, at 83%.

Table 8 Cultural test Interim certification for HETV, H1 2014 and H1 2015

Type of certification	H1 2014	H1 2015
Number	23	28
UK spend £m	248.3	279.8
Total budget £m	299.7	317.4
UK spend as a % of total budget	82.9	83.3

Source: BFI

'Total Budget' is the sum of production activity in the UK and production activity outside the UK.

A total of 57 HETV programmes received final certification in the rolling year July 2014-June 2015, a substantial increase from the 18 programmes in the previous 12 months, July 2013-June 2014 (Table 9). UK spend and total budget was £405 million

and £452 million respectively in July 2014-June 2015, increasing from a UK spend of £92 million and a total budget £96 million in July 2013-June 2014. In the later period, UK spend was 90% of total budget, a decrease on 96% in the earlier period. No co-productions have received final certification.

Table 9 Cultural test final certifications for HETV, July 2013 to June 2015

	Jul 2013-Jun 2014	Jul 2014- Jun 2015
Number	18	57
UK spend £m	91.9	404.5
Total budget £m	95.5	451.7
UK spend as a % of total budget	96.2	89.6

Source: BFI.

'Total budget' is the sum of production activity in the UK and production activity outside the UK..

The number of interim cultural test certifications, UK spend and total budget has increased between July 2013-June 2014 and July 2014-June 2015 (Table 10). The number of HETV interim certifications went up from 43 in July 2013-June 2014 to 69 in July 2014-June 2015. UK spend and total budget has increased from £372 million and £432 million respectively in in July 2013-June 2014 to £549 million and £652 million respectively in July 2014-June 2015. UK spend as a percentage of total budget has decreased slightly from 86% to 84%. HETV co-productions are not shown for disclosure control reasons.

Table 10 Interim certification for HETV, July 2013 to June 2015

	Jul 2013-Jun 2014	Jul 2014-Jun 2015
Number	43	69
UK spend £m	371.7	549.0
Total budget £m	431.7	651.7
UK spend as a % of total budget	86.1	84.2

Source: BFI

'Total Budget' is the sum of production activity in the UK and production activity outside the UK.

3.2 Total Budgets

This release presents the median total budget per minute of content for HETV instead of median total budget, as in previous releases². The median total budget of interim cultural test HETV projects for H1 2015 was £23,485, an increase from £21,788 for the whole of 2014. For disclosure control reasons, median budget per minute for interim co-productions is not provided.

3.3 Co-production treaties

As there have been no co-production applications in 2015, there are no co-production treaties to report.

² Certification applications are received for one-off programmes as well as series (that can be any length of time greater than 31 minutes), this median provides a better representation of the average HETV programme budget. Advice was obtained from Pact regarding appropriate median budgets.

4. Animation programme certifications

4.1 Certification – numbers of applications and values

A total of 16 animation programmes received final certification in H1 2015, all under the cultural test. UK spend and budget for this period was £19 million and £27 million respectively (UK spend was 69% of total budget). This is an increase on figures for H1 2014; data for H1 2014 not provided for disclosure reasons. Animation programmes with interim certification are not reported for disclosure reasons.

A total of 26 animation programmes received final certification in the rolling year July 2014-June 2015, a substantial increase from the 6 programmes in the previous 12 months, July 2013-June 2014 (Table 12). UK spend and total budget was £27 million and £44 million respectively in July 2014-June 2015, increasing from a UK spend of £2 million and a total budget £5 million in July 2013-June 2014. In the later period, UK spend was 62% of total budget, an increase on 47% in the earlier period. No co-productions have received final certification.

Table 12 Cultural test final certifications for animation programmes, July 2013 to June 2015

	Jul 2013-Jun 2014	Jul 2014- Jun 2015
Number	6	26
UK spend £m	2.4	27.2
Total budget £m	5.2	43.7
UK spend as a % of total budget	47.1	62.2

Source BFI.

'Total budget' is the sum of production activity in the UK and production activity outside the UK..

The number of interim cultural test certifications, UK spend and total budget has decreased between rolling years July 2013-June 2014 and July 2014-June 2015. Animation programmes with interim certification under the cultural test and interim co-productions decreased from 41 to 23 productions. UK spend was £53 million and budget £57 million in July 2014-June 2015, falling from £89 million and £117 million in the previous rolling year (Table 13).

The number of cultural test animation programmes fell from 35 interim certifications in July 2013-June 2014 to 23 in July 2014-June 2015. UK spend and total budget has decreased from £84 million and £106 million respectively in July 2013-June 2014 to £53 million and £57 million respectively in July 2014-June 2015. UK spend as a percentage of total budget has increased from 79% to 93%. There have been no interim co-productions for latest rolling year, but there were 6 co-productions in July 2013-June 2014, with a UK spend of £5 million and a budget of £11 million.

Table 13 Cultural Test interim certification for animation programmes, July 2013 to June 2015

Type of certification	Jul 2013-Jun 2014	Jul 2014- Jun 2015
Cultural Test		
Number	35	23
UK spend £m	83.8	53.4
Total budget £m	106.5	57.1
UK spend as a % of total budget	78.7	93.5
Co-production		
Number	6	-
UK spend £m	5.0	-
Total budget £m	10.7	-
UK spend as a % of total budget	47.0	-
All Types		
Number	41	23
UK spend £m	88.8	53.4
Total budget £m	117.1	57.1
UK spend as a % of total budget	75.8	93.5

Source: BFI

'Total Budget' is the sum of production activity in the UK and production activity outside the UK..

4.2 Total Budgets

As with HETV, this release presents the median total budget per minute of content for animation programmes instead of median total budget, as in previous releases³. The median total budget of interim cultural test certifications for H1 2015 was £8,706, an decrease from £9,367 in 2014.

4.3 Co-production Treaties

As there have been no co-production applications in 2015, there are no co-production treaties to report.

5. Video Games Certification

A total of 40 video games received final certification in H1 2015 (Table 14). EEA/UK⁴ spend was £30 million and total budget was £32 million, making EEA/UK spend 92% of total budget. Forty-nine video games received interim certification in the same period, with an EEA/UK spend of £260 million and a budget of £314 million. EEA/UK spend is 83% of budget.

³ Certification applications are received for one-off programmes as well as series, this median provides a better representation of the average animation programme budget. Advice was obtained from Pact regarding appropriate median budgets.

⁴ As the regulations for video-games refers to spend not just in the UK but also in the European Economic Area (EEA), we report UK/EEA spend rather than only UK spend.

There are no co-production treaties for video games, as such no statistics are available.

Table 14 Cultural test certification for video games, H1 2015

Certification	Number	EEA/UK spend £m	Total budget £m	EEA/UK spend as a % of total budget
Final	40	29.9	32.4	92.2
Interim	49	260.1	314.4	82.7

Source: BFI

'Total Budget' is the sum of development activity in the UK and production activity outside the UK.

In the rolling year July 2014-June 2015, 72 video games received interim certification under the cultural test, with EEA/UK spend at £305 million and total budget at £360 million. EEA/UK spend as a percentage of total budget was 85% (Table 15). Video games with final certification by rolling year are not reported for disclosure reasons.

Table 15 Cultural test interim certification for video games, July 2014-Jun 2015

Number	EEA/UK spend £m	Total budget £m	EEA/UK spend as a % of total budget
72	304.8	360.5	84.6

Source: BFI

'Total Budget' is the sum of development activity in the UK and production activity outside the UK.

5.2 Total Budgets

The median total budget for interim certifications was £0.9 in H1 2015, up from £0.2 for the whole of 2014.

Notes:

1. British film certification statistics collected and reported by the BFI

The British film certification statistics in this report are based on data collected by the BFI's Certification Unit, on behalf of DCMS. The data reported are all British films, HETV programmes, animation programme and video games certified as British in the reference period, not a sample.

The BFI Certification Unit assesses all British film, HETV programme, animation programme and video game certification applications on behalf of DCMS and makes recommendations to the Secretary of State who signs the certificates. The certificates are then issued by the BFI Certification Unit.

Figures shown in the tables are for British films, HETV programmes and animation programmes and EEA video games certified during the reference periods shown. Certification may occur some time after both the production/development and release (theatrical or broadcast in the case of films, HETV programmes and animation programmes) of the film, programme or video game.

2. Definitions

Cultural test films are British films certified under the cultural test (as amended in April 2014 in the Films Act 1985). To qualify under this definition, films commencing principal photography on or after 1 April 2014 must pass a UK cultural test awarding points for UK and EEA elements in the story, setting and characters and for where and by whom the film was made.

On the basis of recommendations made by the BFI, the Secretary of State grants interim certification prior to the completion of the film to those films that meet the criteria and final certification once the film has been completed and final documents submitted. Under the cultural test, applicants are not obliged to apply for interim certification and can apply just for final certification when the film is complete.

Cultural test high-end television programmes are British television programmes certified under the cultural test for Schedule 16 to the Finance Act 2013. To qualify under this definition, television programmes commencing principal photography on or after 1 April 2013 must pass a UK cultural test awarding points for UK and EEA state elements in the story, setting and characters and for where and by whom the television programme was made.

On the basis of recommendations made by the BFI, the Secretary of State grants interim certification prior to the completion of the HETV programmes to those programmes that meet the criteria and final certification once the programme has been completed and final documents submitted. Under the cultural test, applicants are not obliged to apply for interim certification and can apply just for final certification when the HETV programme is complete.

A HETV programme is a drama (which includes comedy) or documentary production that is intended for broadcast and has core expenditure per hour of slot length of not less than £1 million. The slot length in relation to the HETV programme must also be greater than 30 minutes. Slot length in relation to a television programme means the period of time which the programme is commissioned to fill.

Cultural test television animation programmes are British animation programmes certified under the cultural test for Schedule 16 to the Finance Act 2013. To qualify under this definition, animation programmes commencing principal photography on or after 1 April 2013 must pass a UK cultural test awarding points for UK and EEA state elements in the story, setting and characters and for where and by whom the animation programme was made.

On the basis of recommendations made by the BFI, the Secretary of State grants interim certification prior to the completion of the animation programmes to those programmes that meet the criteria and final certification once the programme has been completed and final documents submitted. Under the cultural test, applicants are not obliged to apply for interim certification and can apply just for final certification when the animation programme is complete.

Cultural test video games are British video games certified under the cultural test for Schedule 17 and 18 to the Finance Act 2013. To qualify under this definition, video games commencing principal development on or after 1 April 2014 must pass a UK cultural test awarding points for UK, EEA state and undetermined location elements in the story, setting and characters and for where and by whom the animation programme was made.

On the basis of recommendations made by the BFI, the Secretary of State grants interim certification prior to the completion of the video game to those video games that meet the criteria and final certification once the video game has been completed and final documents submitted. Under the cultural test, applicants are not obliged to apply for interim certification and can apply just for final certification when the video game is complete.

Official UK co-productions are British films, HETV programmes or animation programmes certified under one of the UK's official co-production treaties. Interim certification is granted in conjunction with the co-producing party competent authority prior to the start of principal photography to films, HETV or animation programmes that meet the criteria and final certification once the film, HETV or animation programme has been completed and final documents submitted. Films, HETV programmes or animation programmes made as official co-productions are not required to pass the film, HETV programme or animation programme cultural tests.

For full details for the cultural test, co-productions and other information on British film certification see <http://www.bfi.org.uk/film-industry/british-certification-tax-relief>.

UK spend is the value of the production activities in the UK cultural test films and UK expenditure for co-productions (bilateral and European Convention of Cinematographic Co-production). UK spend for co-productions may include some expenditure on UK goods and services which took place outside the UK.

3. Revisions

As the status and certification dates of individual films, HETV programmes, animation programmes or video games may change as a result of changing circumstances, the numbers published in this release are subject to revision. Each release in this series includes revisions of previous quarter, so the latest release should be referred to as the most accurate summation available of the certification numbers.

4. Disclosing individual film, HETV programme, animation programme and video games information

Films, programmes and video games data (number of films, programmes and video games, UK spend, UK/EEA spend and total budget) are not disclosed when the number of films, programmes and video games is five or fewer.

5. Feedback

We welcome feedback from users of our statistics releases to help us improve what we do. If you have any feedback on these statistics or if you wish to make a complaint, in the first instance please contact us using the named contact details listed below.

6. Pre-release access

This release has been prepared according to the Code of Practice for Official Statistics published by the UK Statistics Authority. Pre-release access has been granted to the following:

Amanda Nevill, Chief Executive, BFI
Fiona Cookson, Director of External Affairs, BFI
Ben Roberts, Director of Film Fund, BFI
Richard Shaw, Director of Marketing, Communications and Audiences, BFI
Carol Comley, Head of Film Policy, BFI
Nick Mason Pearson, Head of Corporate Communications and Public Affairs, BFI
Judy Wells, Head of Press and PR, BFI
Tina McFarling, Media Advisor, BFI
James Butler, Department of Culture, Media and Sport
Jane Glastonbury, Department of Culture, Media and Sport
Ken Hunt, Department of Culture, Media and Sport

7. Statistical contact details

This release was prepared by Alex Tosta, Research and Statistics Unit, BFI, alex.tosta@bfi.org.uk, tel: +44 (0)20 7957 4815.