

British film, high-end television, animation television programmes, children's television programmes and video games certification, full year 2019

BFI Research and Statistics Unit

Release date: 6 February 2020

1. Key Points

Feature Film

- In 2019, 375 films received final certification, with a UK production spend of £2,172 million and a total budget of £3,771 million. UK spend accounted for 58% of the total budget. This is the highest spend on certified British feature films since the tax relief was introduced.
- The majority of films, 363, were certified under the cultural test with a UK spend of £2,152 million and total budget of £3,725 million – also record highs. There were 12 co-productions with UK spend of £20 million and total budget of £46 million.

High-end television programmes

- A total of 132 high-end television programmes received final certification under the cultural test in 2019, with a UK production spend of £1,299 million and a total budget of £1,736 million. UK spend was 75% of the total budget. This is the highest spend on certified British HETV programmes since the tax relief was introduced.
- Due to the small number of co-productions, data is not shown for disclosure reasons.

Animation television programmes

- There were 59 animation programmes with final certification under the cultural test in 2019 with a UK production spend of £89 million and total budget of £124.5 million. UK spend was 71% of the total budget. This is the highest spend on certified British animated television programmes since the tax relief was introduced.
- Due to the small number of co-productions, data is not shown for disclosure reasons.

Children's television programmes

- A total of 81 children's television programmes received final certification under the cultural test in 2019, with a UK production spend of £83 million and a total budget of £84 million. UK spend was 99% of the total budget. UK spend and total budget values have dropped from 2018.
- No children's television programmes were produced under co-production treaties in 2019.

Video-games

- In 2019, 247 video games received final certification with an UK development spend of £583 million and a total budget of £1,161 million. UK spend was 50% of the total budget. This is the highest spend on certified British video games since the tax relief was introduced.

Table 1 Final certifications for film, high-end television programmes, animation television programmes children’s television programmes and video games 2019

	Film	High-end television programmes	Animation television programmes	Children’s television programmes	Video games
Cultural test (number)	363	132	59	81	247
Co-production (number)	12	c	c	0	#N/A*
UK spend £m	2,172.2	1,299.2	88.6	82.6	583.0
Total budget £m	3,770.9	1,736.1	124.5	83.7	1,161.6
UK spend as % of budget	57.6	74.8	71.2	98.7	50.2

Source: BFI

‘Total Budget’ in the case of cultural test films is the sum of production activity in the UK and production activity outside the UK; in the case of co-productions it is the sum of investments made by all participating countries in the film.

‘c’ Data are suppressed for disclosure reasons

† Data for cultural test UK spend and budget only, because co-production data has been suppressed for disclosure reasons.

*There are no classified video-games co-productions as the legislation only covers certification under the cultural test

2. Feature film certification

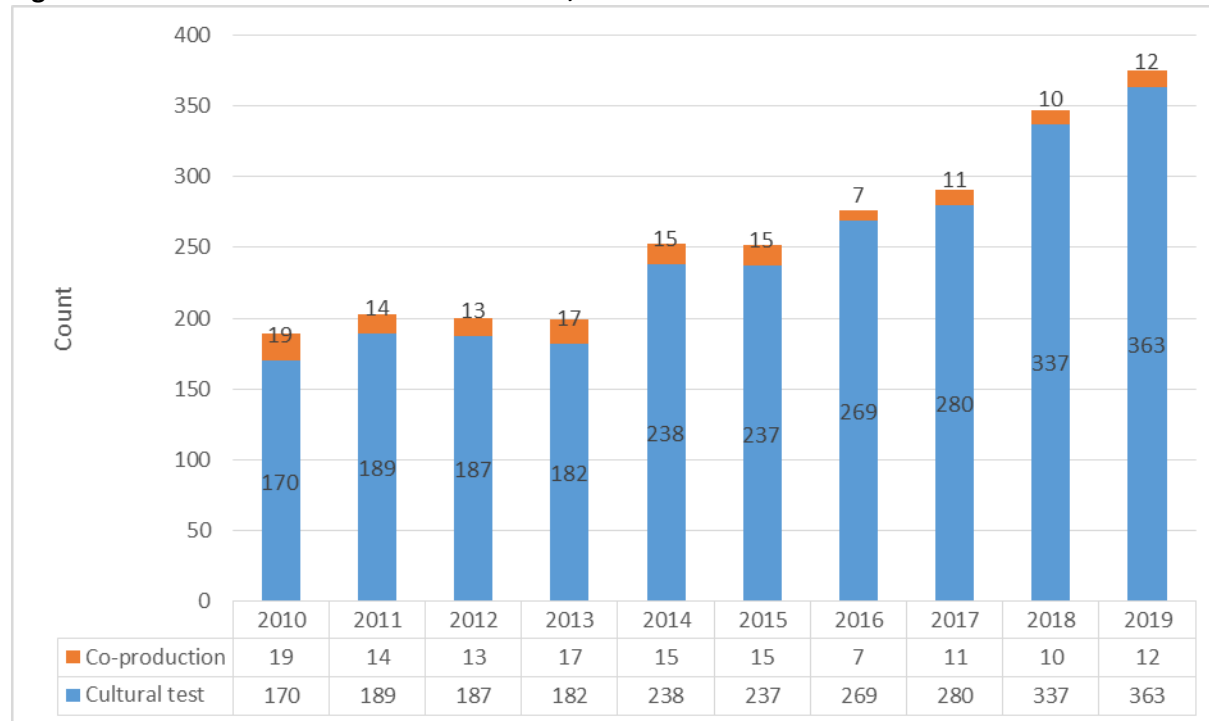
2.1 Certification - numbers of applications and values

2.1.1 Final certifications

A total of 375 films received final certification in 2019, a record high year. The majority, 363, were cultural test films and the remaining 12 films were certified as official co-productions (Figure 1). The total UK spend of all films with final certification in 2019 was £2,172 million and total budget £3,771 million (both the highest in the period) (Figure 2). UK spend was 58% of total budget in 2019, representing the lowest percentage spend in the decade.

The majority of the UK spend and total budget were from films certified under the cultural test; UK spend at £2,152 million was 58% of the total budget for these films, the lowest percentage in the past decade. The total budget for films certified under the cultural test, at £3,725 million, was 99% of total budget for all films. Co-productions had a much smaller UK spend and total budget of £20 million and £46 million respectively, a decrease in both figures from £26 million and £59 million in 2018.

Figure 1 Number of final certifications for film, 2010-2019

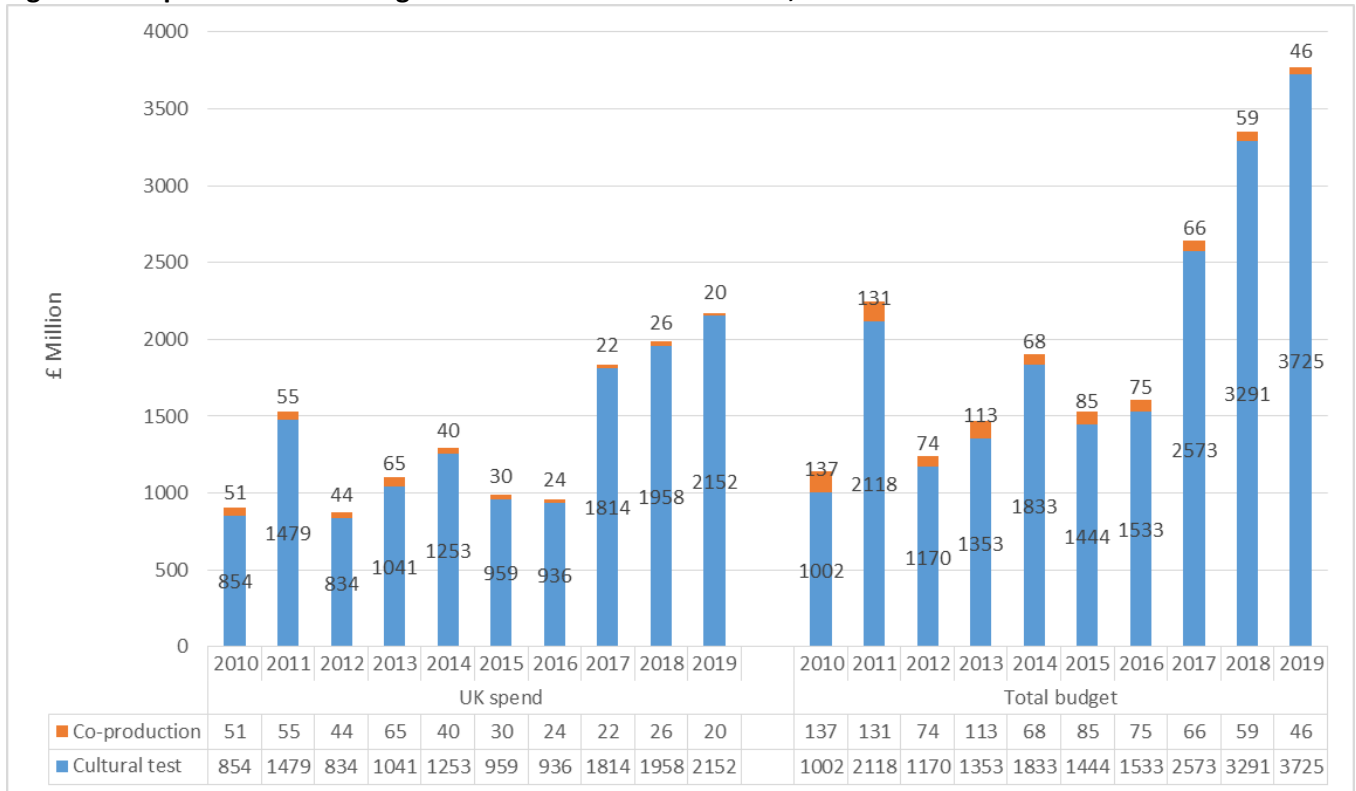


Source: BFI

See Appendix A for supporting data

Data amended since 2018 Full Year report

Figure 2 UK spend and total budget of final certifications for film, 2010-2019



Source: BFI

'Total Budget' in the case of cultural test films is the sum of production activity in the UK and production activity outside the UK; in the case of co-production it is the sum of investments made by all participating countries in the film.

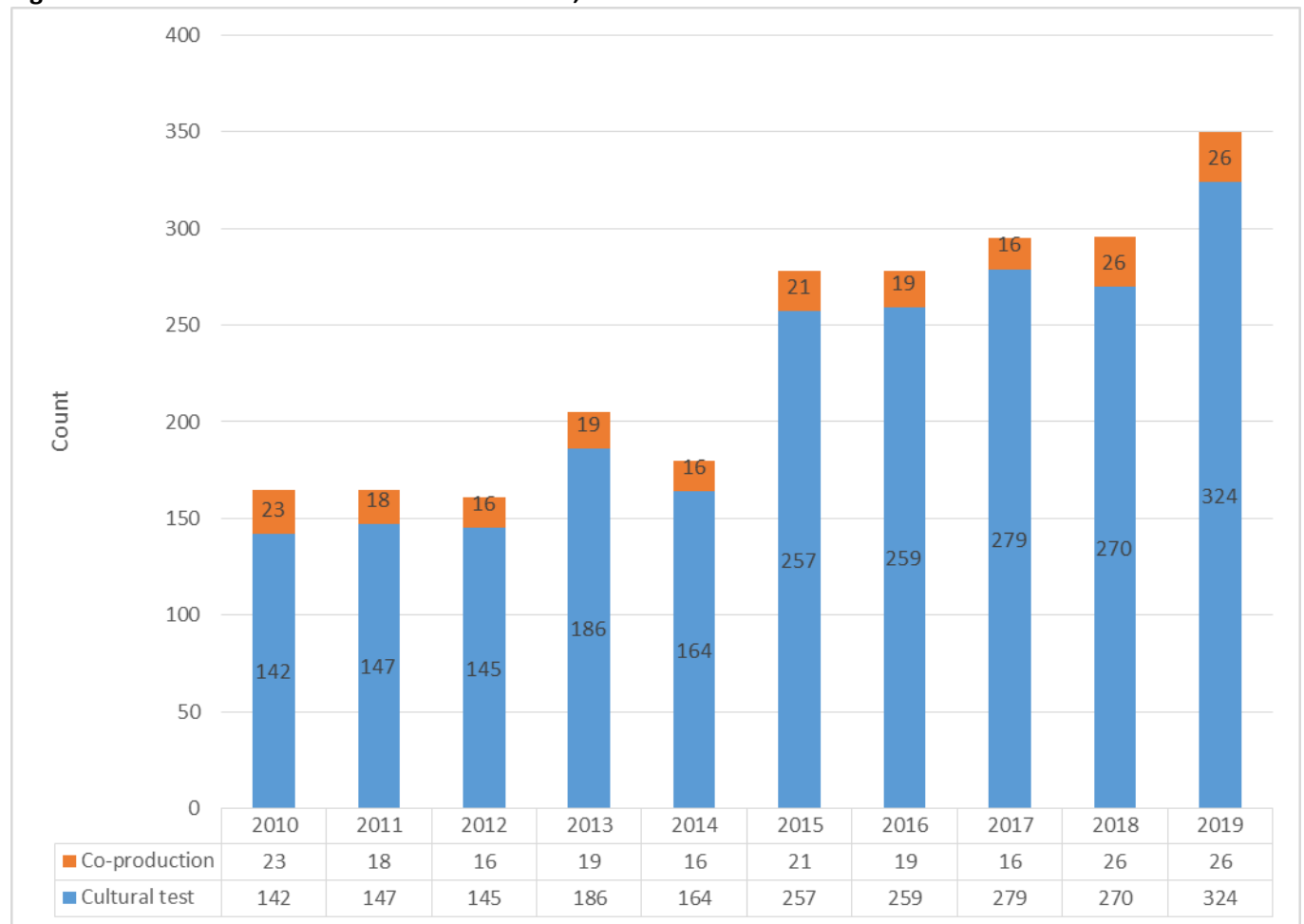
See Appendix A for supporting data

2.1.2 Interim certifications

Interim certifications give an indication of the future level of official UK film production. See [Definitions](#) in the Notes section for further information on interim certifications. At 350, the number of interim-certified films in 2019 is the highest number to date (Figure 3). The number of cultural test films was 324, a new high, and the number of co-productions is 26, the same number as last year.

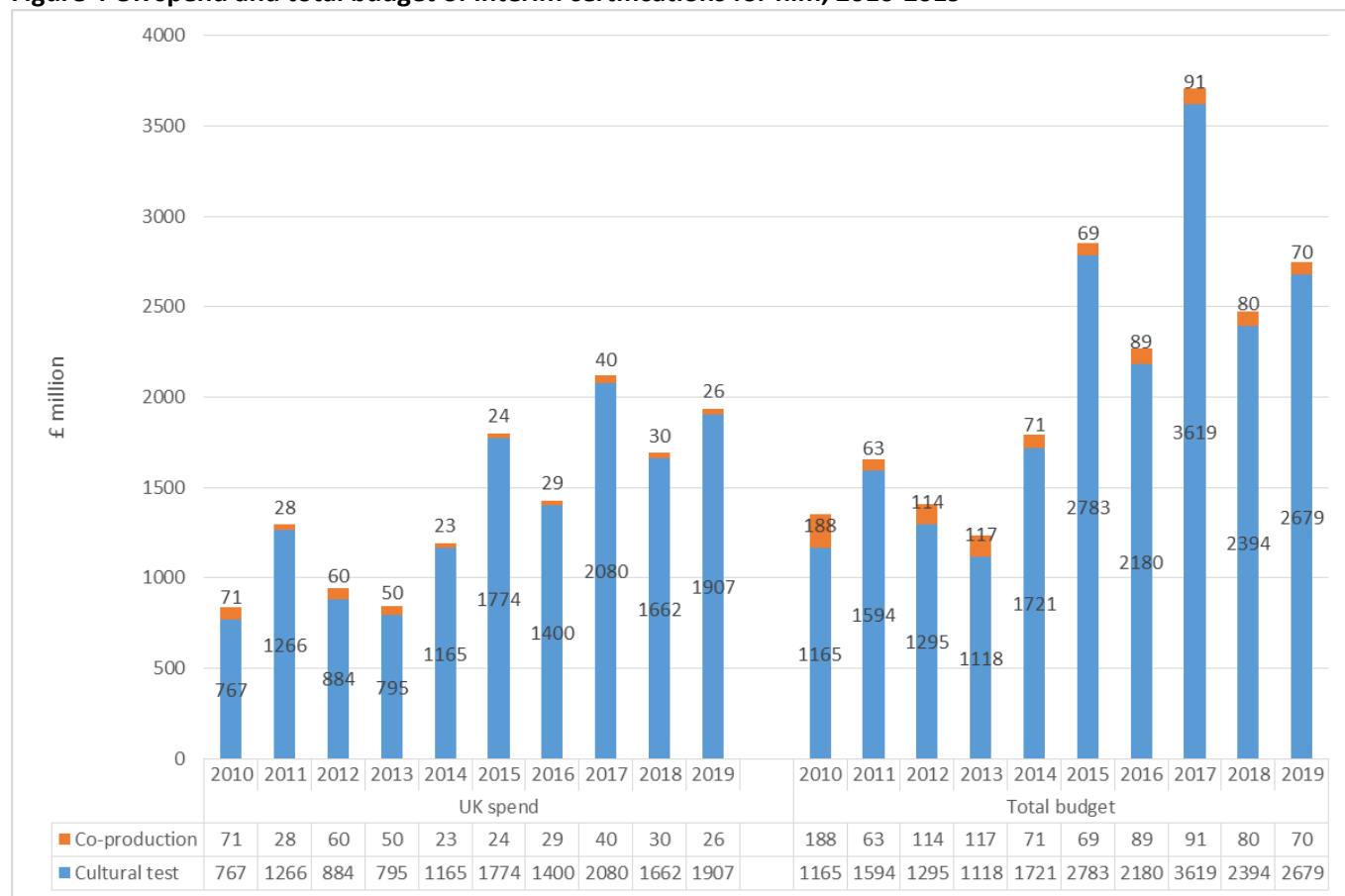
The expected UK spend for all interim-certified films was £1,933 million (second highest after 2017) and total budget was £2,749 million (third highest after 2015 and 2017)(Figure 4). As with final certification, the majority of the expected UK spend and budget was from films certified under the cultural test, with a UK spend of £1,907 million and a total budget of £2,679 million. Total budget for cultural test films accounted for 97% of all films, as it has done consistently for the previous five years. Co-productions, as with final certifications, had a significantly smaller UK spend and total budget, at £26 million and £70 million respectively.

Figure 3 Number of interim certifications for film, 2010-2019



Source: BFI
See Appendix A for supporting data

Figure 4 UK spend and total budget of interim certifications for film, 2010-2019



Source: BFI

'Total Budget' in the case of cultural test films is the sum of production activity in the UK and production activity outside the UK; in the case of co-production it is the sum of investments made by all participating countries in the film.

See Appendix A for supporting data

2.2 Total Budgets

Median budgets for films with interim certification under the cultural test have stayed steady over the past ten years between £0.7 million and £1.1 million (Table 2).

Table 2 Median budgets of interim cultural test certifications

Year	Median budget £m	Year	Median budget £m
2010	1.1	2015	0.9
2011	0.9	2016	0.8
2012	1.0	2017	0.8
2013	0.7	2018	1.0
2014	0.9	2019	0.8

Source: BFI

Interim cultural test certifications have only been issued since 2007, when the new film tax relief came into effect; further amendments were made in 2014.

The 'median' is the middle value, i.e. half the productions have higher budgets than the median; the other half have lower budgets.

Table 3 shows the median budget of interim co-productions since 2010. In 2019 the median budget was £2.4 million, and there does not appear to be a clear trend over the past ten years. Due to the small number of films in this category, the median is always going to be more variable than for those qualifying under the cultural test.

Table 3 Median budgets of interim co-production certifications

Year	Median budget £m	Year	Median budget £m
2010	3.7	2015	2.8
2011	2.1	2016	1.9
2012	6.1	2017	4.8
2013	4.0	2018	2.5
2014	3.4	2019	2.4

Source: BFI

The 'median' is the middle value, i.e. half the productions have higher budgets than the median; the other half have lower budgets.

2.3 Co-production treaties

Table 4 shows the numbers of final co-production certifications by treaty from 2010 to 2019. In 2019, co-productions were made under both the Council of Europe's European Convention on Cinematographic Co-production as well as the UK-Switzerland, UK-Spain, UK-Germany, UK-Canada and UK-Australia treaties.

Table 4 Final co-production certifications by treaty, 2010 - 2019

	2010	2011	2012	2013	2014	2015	2016	2017	2018	2019
Euro. Convention	14	8	8	12	14	10	5	6	7	8
UK-Others	5	6	5	5	1	5	2	5	3	4
Total	19	14	13	17	15	15	7	11	10	12

Source: BFI.

Table 5 Interim co-production certifications by treaty, 2010 - 2019

	2010	2011	2012	2013	2014	2015	2016	2017	2018	2019
Euro. Convention	14	15	12	15	10	16	12	14	16	9
UK-Others	9	3	4	4	6	5	7	2	10	17
Total	23	18	16	19	16	21	19	16	26	26

Source: BFI.

3. High-end television certifications

3.1 Certification – numbers of applications and values

In 2019, a total of 132 HETV programmes received final certification under the cultural test, a record high. UK production spend was £1,299 million and total budget was £1,736 million both of which are also record highs (Table 6). UK spend as a percentage of total budget has decreased over the time period from 89% to 75%, but has increased since the previous year. There were no certified co-productions in 2016 and 2018 and data for co-productions for 2015, 2017 and 2019 are not shown for disclosure reasons.

Table 6 Cultural test final certification for HETV 2015 – 2019

Year	Number	UK spend £m	Total budget £m	UK spend as a % of total budget
2015	58	412.7	464.7	88.8
2016	83	768.9	911.5	84.4
2017	103	675.5	935.1	72.2
2018	99	974.6	1406.3	69.3
2019	132	1299.2	1736.1	74.8

Source: BFI

'Total Budget' is the sum of production activity in the UK and production activity outside the UK.

As with film, interim certifications give an indication of the future level of official UK HETV programme production. A total of 116 HETV programmes received interim cultural test certification in 2019 (Table 7), UK production spend and total budget has increased year on year over the period and were £1,469 million and £1,913 million respectively in 2019. The increase between 2018 and 2019 is not as great as the increase between 2017 and 2018, but is still a new high. UK spend as a percentage of total budget has increased again, this time to 77%, but this is still below the high of 83% in 2015. No official co-productions received interim certification between 2015 and 2017; co-productions for 2018 and 2019 are not shown for disclosure reasons.

Table 7 Cultural test interim certification for HETV, 2015 – 2019

Year	Number	UK spend £m	Total budget £m	UK spend as a % of total budget
2015	69	618.1	748.7	82.6
2016	77	629.3	839.8	74.9
2017	81	666.2	910.4	73.2
2018	112	1362.2	1791.9	76.0
2019	116	1469.4	1912.7	76.8

Source: BFI

'Total Budget' is the sum of production activity in the UK and production activity outside the UK.

3.2 HETV Median spend based on Total Budget

As in previous releases, median total budget per minute of content for HETV is presented instead of median total budget¹. The median budget has slightly fallen from its high in 2018 to £25,027 in 2019. For disclosure reasons, median budget per minute for co-productions is not provided.

Table 8 Median budgets of final cultural test certifications

Year	Median budget per minute (£)
2015	21,203
2016	22,818
2017	22,764
2018	25,721
2019	25,027

Source: BFI

3.3 Co-production treaties

One co-production received interim certification in 2019, under the UK/Canada treaty. One co-production received final certification, also under the UK/Canada treaty.

¹ Certification applications are received for one-off programmes as well as series (that can be any length of time greater than 31 minutes), this median provides a better representation of the average HETV programme budget. Advice was obtained from Pact regarding appropriate median budgets.

4. Animation television programme certifications

4.1 Certification – numbers of applications and values

A total of 59 animation television programmes received final certification under the cultural test in 2019 (Table 9). UK production spend and budget was £89 million and £124.5 million respectively (UK spend was 71% of total budget). These are the highest budgets reported since the cultural test was introduced. Co-productions for 2015-2019 are not reported for disclosure reasons.

Table 9 Cultural test final certifications for animation television programmes, 2015 - 2019

Year	Number	UK spend £m	Total budget £m	UK spend as a % of total budget
2015	51	62.2	86.4	72.0
2016	38	44.5	62.2	71.5
2017	39	42.8	50.2	85.3
2018	57	52.5	76.0	69.1
2019	59	88.6	124.5	71.2

Source: BFI

'Total Budget' is the sum of production activity in the UK and production activity outside the UK.

As stated earlier in this release, interim certification gives an indication of future animation television programmes production. 35 animation programmes received interim certification under the cultural test in 2019, with a UK spend of £68 million and a budget of £77 million (Table 10). UK spend is 88% of total budget. The number of programmes is up from 33 in 2018, and UK spend and total budget have decreased from £76 million and £105 million respectively. Co-productions that received interim certification in 2015 - 2017 are not shown for disclosure reasons and no co-productions received interim certification in 2018 or 2019.

Table 10 Cultural test interim certification for animation television programmes, 2015 – 2019

Year	Number	UK spend £m	Total budget £m	UK spend as a % of total budget
2015	25	63	85	74.1
2016	31	75.3	83.7	90.0
2017	34	86.8	103.1	84.2
2018	33	75.8	105.2	72.1
2019	35	68.2	77.3	88.2

Source: BFI

'Total Budget' is the sum of production activity in the UK and production activity outside the UK.

4.2 Animation median spend based on Total Budgets

As with HETV, this release presents the median total budget per minute of content for animation television programmes². The median budget per minute of final cultural test certifications for 2019 was £7,270, a fall from £7,426 in 2018 (Table 11). The median budget for co-productions is not shown for individual years for disclosure reasons.

Table 11 Median budgets of final cultural test certifications

Year	Median budget per minute £
2015	7,000
2016	8,548
2017	3,836
2018	7,426
2019	7,270

Source: BFI

The 'median' is the middle value, i.e. half the productions have higher budgets than the median; the other half have lower budgets.

4.3 Co-production Treaties

No official co-productions received final certification in 2019. There was one co-production with interim certification, under the UK/Canada treaty.

² Certification applications are received for one-off programmes as well as series, this median provides a better representation of the average animation television programme budget. Advice was obtained from Pact regarding appropriate median budgets.

5. Children's television

5.1 Certification – numbers and values

A total of 81 CTV programmes received certification under the cultural test in 2019, a decrease from 87 in 2018. UK spend and total budget were £83 million and £84 million respectively with UK spend making 99% of total budget (Table 12). There were no co-productions in 2016 or 2019 and co-productions for 2017 and 2018 are not shown for disclosure reasons.

Table 12 Cultural Test final certification for children's television programmes, 2016 - 2019

Year	Number	UK spend £m	Total budget £m	UK spend as a % of total budget
2016	36	25.0	25.4	98.4
2017	65	46.2	49.9	92.6
2018	87	86.2	89.1	96.7
2019	81	82.6	83.7	98.7

Source: BFI

'Total Budget' is the sum of production activity in the UK and production activity outside the UK

In 2019, there were 56 CTV programmes with interim certification under the cultural test, with a UK spend of £98 million and total budget of £101 million: the highest year yet for UK spend and total budget. UK spend was 97% of total budget (Table 13). There were no interim co-productions in 2018 and figures for 2016, 2017 and 2019 are not shown for disclosure reasons.

Table 13 Cultural Test interim certification for children's television programmes, 2016 - 2019

Year	Number	UK spend £m	Total budget £m	UK spend as a % of total budget
2016	31	33.2	34.1	97.4
2017	38	57.1	73.4	77.8
2018	48	70.6	70.9	99.6
2019	56	98.1	101.1	97.0

Source: BFI

'Total Budget' is the sum of production activity in the UK and production activity outside the UK

5.2 Budgets

As with HETV and animation television programmes, this release presents the median total budget per minute of content for CTV programmes³. The median budget per minute has increased in 2019 to £2,355 from £2,028 in 2018.

Table 14 Median budgets of final cultural test certifications

Year	Median budget per minute £
2016	1,952
2017	1,793
2018	2,028
2019	2,355

Source: BFI

The 'median' is the middle value, i.e. half the productions have higher budgets than the median; the other half have lower budgets.

³ Certification applications are received for one-off programmes as well as series (that can be of any length of time), this median provides a better representation of the average CTV programme budget. Advice was obtained from Pact regarding appropriate median budgets.

6. Video Game certification

6.1 Certification – numbers and values

A total of 247 video games received final certification in 2019, the highest number since the cultural test was introduced (Table 15). UK production spend was £583 million and total budget was £1,162 million. UK spend was 50% of total budget in 2019.

There are no co-production treaties for video games.

Table 15 Cultural test final certification for video games, 2015 - 2019

Year	Number	UK spend £m	Total budget £m	UK spend as a % of total budget
2015	116	180.9	265.6	68.1
2016	189	202.2	224.5	90.1
2017	212	248.8	277.5	89.7
2018	195	201.9	263.9	76.5
2019	247	582.6	1161.6	50.2

Source: BFI

'Total Budget' is the sum of development activity in the UK and production activity outside the UK.

Data for 2014 is not reported for disclosure reasons

In 2019, 134 video games received interim certification, a decrease from 174 games in the previous year (Table 16). UK spend and total budget also decreased to £341 million and 446 million respectively.

Table 16 Cultural test interim certification for video games, 2015 - 2019

Year	Number	UK spend £m	Total budget £m	UK spend as a % of total budget
2015	121	548.0	603.6	90.8
2016	176	401.7	466.9	86.0
2017	179	434.3	461.7	94.1
2018	174	519.8	1146.5	45.3
2019	134	395.0	503.0	78.5

Source: BFI

'Total Budget' is the sum of development activity in the UK and production activity outside the UK.

Data for 2014 is not reported for disclosure reasons

6.2 Total Budgets

The median total budget for interim certifications was £0.8 million in 2019, the highest value to date (Table 17).

Table 17 Median budgets of interim cultural test certifications

Year	Median £m
2015	0.6
2016	0.4
2017	0.4
2018	0.5
2019	0.8

Source: BFI

Data for 2014 is not reported for disclosure reasons

The 'median' is the middle value, i.e. half the productions have higher budgets than the median; the other half have lower budgets.

Appendix A –Data Tables

Table A1 Final certifications for film, 2010 to 2019

Type of certification	2010	2011	2012	2013	2014	2015	2016	2017	2018	2019
Cultural Test										
Number	170	189	187	182	238	237	269	280	337	363
UK spend	853.8	1478.5	834.2	1041.2	1252.8	959	936.3	1813.6	1958.2	2152
Total budget	1001.7	2118.3	1169.7	1353.3	1832.6	1443.9	1532.7	2573.4	3291.4	3724.8
UK spend as a % of total budget	85.2	69.8	71.3	76.9	68.4	66.4	61.1	70.5	59.5	57.8
Co-production										
Number	19	14	13	17	15	15	7	11	10	12
UK spend £m	51.3	55	44.3	65.3	40	29.7	23.9	22.2	26.4	20.2
Total budget £m	137.4	131.4	73.5	112.7	68.2	84.6	75.4	66.2	59.4	46.2
UK spend as a % of total budget	37.3	41.9	60.3	57.9	58.7	35.1	31.7	33.5	44.4	43.7
All Types										
Number	189	203	200	199	253	252	276	291	347	375
UK spend £m	905.1	1533.5	878.5	1106.5	1292.8	988.7	960.2	1835.8	1984.6	2172.2
Total budget £m	1139.1	2249.7	1243.2	1466	1900.8	1528.5	1608.1	2639.6	3350.8	3771
UK spend as a % of total budget	79.5	68.2	70.7	75.5	68	64.7	59.7	69.5	59.2	57.6

Source: BFI

'Total Budget' in the case of Cultural Test films is the sum of production activity in the UK and production activity outside the UK; in the case of Co-productions it is the sum of investments made by all participating countries in the film.

Table A2 Interim certifications for film, 2010 to 2019

Type of certification	2010	2011	2012	2013	2014	2015	2016	2017	2018	2019
Cultural Test										
Number	142	147	145	186	164	257	259	279	270	324
UK spend	766.5	1266.3	884.2	795	1165	1773.9	1399.8	2080.2	1662.3	1906.5
Total budget	1165.4	1593.6	1295	1117.7	1720.7	2783.3	2180.2	3618.7	2394.1	2678.9
UK spend as a % of total budget	65.8	79.5	68.3	71.1	67.7	63.7	64.2	57.5	69.4	71.2
Co-production										
Number	23	18	16	19	16	21	19	16	26	26
UK spend £m	71	28.5	59.7	50.3	22.8	23.9	28.6	39.8	30.3	26.1
Total budget £m	187.8	62.6	114.3	116.6	71.2	69.2	89.5	91.5	79.8	70.3
UK spend as a % of total budget	37.8	45.5	52.2	43.1	32	34.5	32	43.5	38	37.1
All Types										
Number	165	165	161	205	180	278	278	295	296	350
UK spend £m	837.5	1294.8	943.9	845.3	1187.8	1797.8	1428.4	2120	1692.6	1932.6
Total budget £m	1353.2	1656.2	1409.3	1234.3	1791.9	2852.5	2269.7	3710.2	2473.9	2749.2
UK spend as a % of total budget	61.9	78.2	67	68.5	66.3	63	62.9	57.1	68.4	70.3

Source: BFI

'Total Budget' in the case of Cultural Test films is the sum of production activity in the UK and production activity outside the UK; in the case of Co-productions it is the sum of investments made by all participating countries in the film.

Notes:

1. **British film, high-end television programmes (HETV), animation television programmes, children's television programmes (CTV) and video games certification statistics collected and reported by the BFI**

The British film, high-end television programmes, animation television programmes, children's television programmes and video games certification statistics in this report are based on data collected by the BFI's Certification Unit, on behalf of DCMS. The data reported are all British films, HETV programmes, animation television programmes, CTV programme and video games certified as British in the reference period, not a sample.

The BFI Certification Unit assesses all British films, HETV programmes, animation television programmes, CTV programmes and video games certification applications on behalf of DCMS and makes recommendations to the Secretary of state. The certificates are then issued by the BFI Certification Unit.

Figures shown in the tables are for British films, HETV programmes, animation television programmes, CTV programmes and video games certified during the reference periods shown. Certification may occur some time after both the production/development and release (theatrical or broadcast in the case of films, HETV, animation programmes and CTV programmes or supply in the case of video games) of the film, television programme or video game.

2. **Definitions**

Cultural test films are British films certified under the cultural test (as amended in April 2014 in the Films Act 1985). To qualify under this definition, films commencing principal photography on or after 1 April 2014 must pass a UK cultural test awarding points for UK and EEA elements in the story, setting and characters, cultural contribution and for where and by whom the film was made.

On the basis of recommendations made by the BFI, the Secretary of State grants interim certification prior to the completion of the film to those films that meet the criteria and final certification once the film has been completed and final documents submitted. Under the cultural test, applicants are not obliged to apply for interim certification and can apply just for final certification when the film is complete.

Cultural test high-end television programmes are British television programmes certified under the cultural test, Schedule 16 to the Finance Act 2013. To qualify under this definition, television programmes commencing principal photography on or after 1 April 2013 must pass a UK cultural test awarding points for UK and EEA state elements in the story, setting and characters, cultural contribution and for where and by whom the television programme was made.

On the basis of recommendations made by the BFI, the Secretary of State grants interim certification prior to the completion of the HETV programmes to those programmes that meet the criteria and final certification once the programme has been completed and final documents submitted. Under the cultural test, applicants are not obliged to apply for interim certification and can apply just for final certification when the HETV programme is complete.

A HETV programme is a drama (which includes comedy) or documentary production that is intended for broadcast and has core expenditure per hour of slot length of not less than £1 million. The slot length in relation to the HETV programme must also be greater than 30 minutes. Slot length in relation to a television programme means the period of time which the programme is commissioned to fill.

Cultural test animation television programmes are British animation programmes certified under the cultural test, Schedule 16 to the Finance Act 2013. To qualify under this definition, animation programmes commencing principal photography on or after 1 April 2013 must pass a UK cultural test awarding points for UK and EEA state elements in the story, setting and characters, cultural contribution and for where and by whom the animation television programme was made.

On the basis of recommendations made by the BFI, the Secretary of State grants interim certification prior to the completion of the animation television programmes to those programmes that meet the criteria and final certification once the programme has been completed and final documents submitted. Under the cultural test, applicants are not obliged to apply for interim certification and can apply just for final certification when the animation programme is complete.

Cultural test children's television programmes are British children's television programmes certified under the cultural test, Schedule 16 to the Finance Act 2013. To qualify under this definition, animation programmes commencing principal photography on or after 1 April 2015 must pass a UK cultural test awarding points for UK and EEA state elements in the story, setting and characters, cultural contribution and for where and by whom the children's television programme was made.

On the basis of recommendations made by the BFI, the Secretary of State grants interim certification prior to the completion of the CTV programmes to those programmes that meet the criteria and final certification once the programme has been completed and final documents submitted. Under the cultural test, applicants are not obliged to apply for interim certification and can apply just for final certification when the animation programme is complete.

Cultural test video games are British video games certified under the cultural test, Schedule 17 and 18 to the Finance Act 2013. To qualify under this definition, video games commencing principal development on or after 1 April 2014 must pass a UK cultural test awarding points for UK and EEA elements in the story, setting and characters, cultural contribution and for where and by whom the video game programme was made.

On the basis of recommendations made by the BFI, the Secretary of State grants interim certification prior to the completion of the video game to those video games that meet the criteria and final certification once the video game has been completed and final documents submitted. Under the cultural test, applicants are not obliged to apply for interim certification and can apply just for final certification when the video game is complete.

Official UK co-productions are British films, HETV programmes, animation television programmes or CTV programmes certified under one of the UK's official co-production treaties. Interim certification is granted in conjunction with the co-producing party competent authority or authorities for multi-lateral projects prior to the start of principal photography to films, HETV, animation television programmes or CTV programmes that meet the criteria and final certification once the film, HETV, animation television programme or CTV programme has been completed and final documents submitted. Films, HETV programmes, animation television programmes or CTV programmes made as official co-productions are

not required to pass the film, HETV programme, animation television programme, or CTV programmes cultural tests.

For full details for the cultural test, co-productions and other information on British film certification see <http://www.bfi.org.uk/film-industry/british-certification-tax-relief>.

UK spend is the value of the production or development activities in the UK cultural tests and UK expenditure for co-productions (bilateral and European Convention of Cinematographic Co-production). UK spend for co-productions may include some expenditure on UK goods and services which took place outside the UK.

3. Revisions

As the status and certification dates of individual films, HETV programmes, animation television programmes CTV programmes or video games may change as a result of changing circumstances, the numbers published in this release are subject to revision. Each release in this series includes revisions of previous quarter, so the latest release should be referred to as the most accurate summation available of the certification numbers.

4. Disclosing individual film, HETV programme, animation programme, children's television programme and video games information

Film, HETV programme, animation television programme, CTV programme and video games data (number of films, programmes and video games, UK spend, UK/EEA spend and total budget) are not disclosed when the number of films, programmes and video games is five or fewer.

5. Feedback

We welcome feedback from users of our statistics releases to help us improve what we do. If you have any feedback on these statistics or if you wish to make a complaint, in the first instance please contact us using the named contact details listed below.

6. Statistical contact details

This release was prepared by John Sandow, Research and Statistics Unit, BFI, rsu@bfi.org.uk

(end)