

British film, high-end television, animation television programmes, children's television programmes and video games certification, full year 2017

BFI Research and Statistics Unit
31 January 2018

1. Key Points

Feature Film

- In 2017, 294 films received final certification, with a UK spend of £1.9 billion and a total budget of £2.7 billion. UK spend accounted for 70% of total budget. This is the highest UK spend and number certified for the period 2007-2017.
- The majority of films, 283, were certified under the cultural test with a UK spend of £1.85 billion and total budget of £2.6 billion. There were 11 co-productions with UK spend of £39.4 million and total budget of £87.1 million.

High-end television programmes

- A total of 103 high-end television programmes received final certification under the cultural test in 2017, with a UK spend of £676 million and a total budget of £935 million. UK spend was 72% of total budget. This is the highest spend on certified British HETV programmes since the tax relief was introduced in 2014.
- Due to the small number of co-productions, data is not shown for disclosure reasons.

Animation television programmes

- There were 41 animation programmes with final certification under the cultural test in 2017 with a UK spend of £45 million and total budget of £52 million. UK spend was 86% of total budget. UK spend is up on 2016, but total budget is down on last year, with both figures down from the highs of 2015.
- Due to the small number of co-productions, data is not shown for disclosure reasons.

Children's television programmes

- A total of 65 children's television programmes received final certification under the cultural test in 2017, with a UK spend of £46 million and a total budget of £50 million. UK spend was 93% of total budget. UK spend and total budget are up on 2016, the first year that tax relief came into effect.
- Due to the small number of co-productions, data is not shown for disclosure reasons.

Video-games

- In 2017, 212 video games received final certification with an UK/EEA spend of £249 million and a total budget of £277 million. UK/EEA spend was 90% of total budget. UK spend and total budget are up on those of 2015 and 2016.

Table 1 Final certifications for film, high-end television programmes, animation television programmes children’s television programmes and video games 2017

	Film	High-end television programmes	Animation television programmes	Children’s television programmes	Video games
Cultural test (number)	283	103	41	65	212
Co-production (number)	11	c	c	c	N/A*
UK spend £m	1,872.5	675.5 [†]	45.1 [†]	46.2 [†]	248.8
Total budget £m	2,680.9	935.1 [†]	52.4 [†]	49.9 [†]	277.5
UK spend as % of budget	69.8	72.2 [†]	86.0 [†]	92.6 [†]	89.7

Source: BFI

‘Total Budget’ in the case of cultural test films is the sum of production activity in the UK and production activity outside the UK; in the case of co-productions it is the sum of investments made by all participating countries in the film.

‘c’ Data are suppressed for disclosure reasons

[†] Data for cultural test UK spend and budget only, because co-production data has been suppressed for disclosure reasons.

*There are no video-games co-productions as the legislation only covers certification under the cultural test

2. Feature film certification

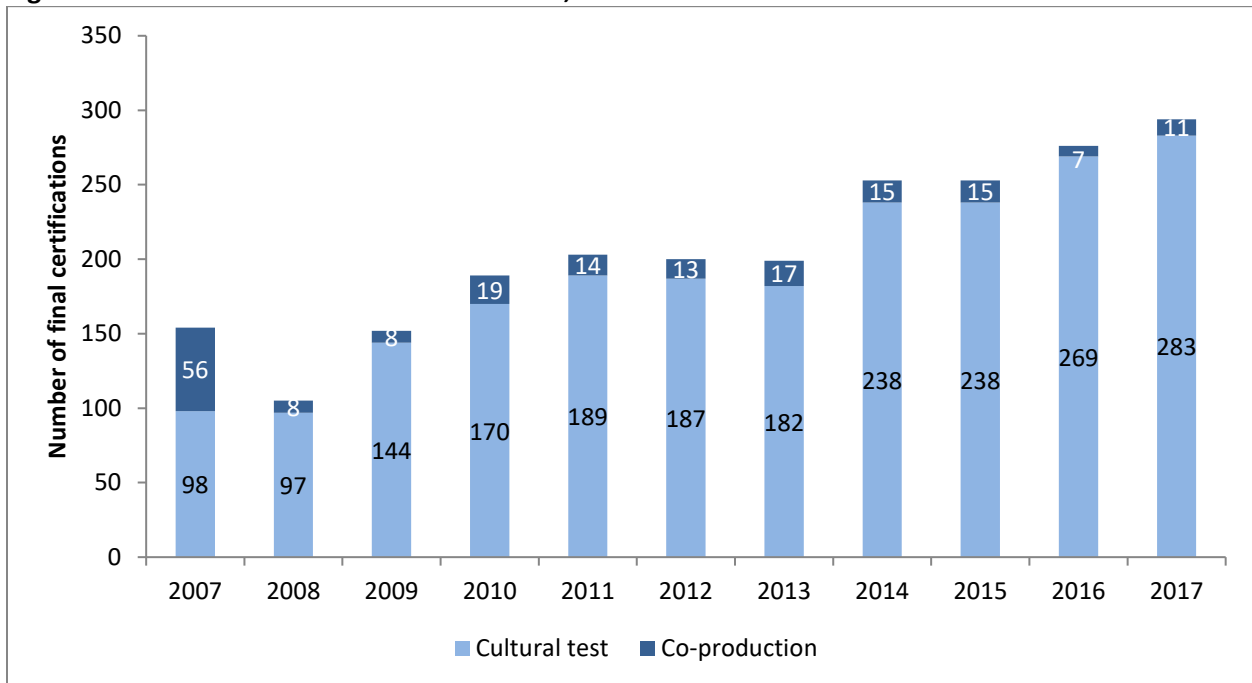
2.1 Certification - numbers of applications and values

2.1.1 Final certifications

A total of 294 films received final certification in 2017, the highest of the time period, 2007-2017, and up from a total of 276 films in 2016. The majority, 283, were cultural test films and the remaining 11 films were certified as co-productions (Figure 1). The total UK spend and budget of all films with final certification in 2017 was £1.9 billion and £2.7 billion respectively, the highest of the period. UK spend was 70% of total budget in 2017, representing the highest percentage spend since 2013 (76%). Although the number of films with final certification has increased by 18 films (6.5%) since 2016, UK spend has increased from £960 million (95% increase) and total budget from £1,608 million (67% increase). This is due to the number of large budget UK/USA productions, which were certified under the cultural test and had a large UK spend such as *Star Wars: The Force Awakens*, *Wonder Woman* and *Beauty and the Beast*, but note that these data are for final certifications, so include films produced over the previous one to three years.¹

The majority of the UK spend and total budget were from films certified under the cultural test; UK spend at £1.85 billion was 71% of total budget for these films, slightly above the 70% that UK spend represents for all films (both cultural test films and co-productions). The total budget for films certified under the cultural test, at £2.61 billion, was 98% of total budget for all films. Co-productions had a much smaller UK spend and total budget of £22 million and £66 million respectively, a decrease from a UK spend of £24 million and total budget of £75 million in 2016.

Figure 1 Number of final certifications for film, 2007-2017

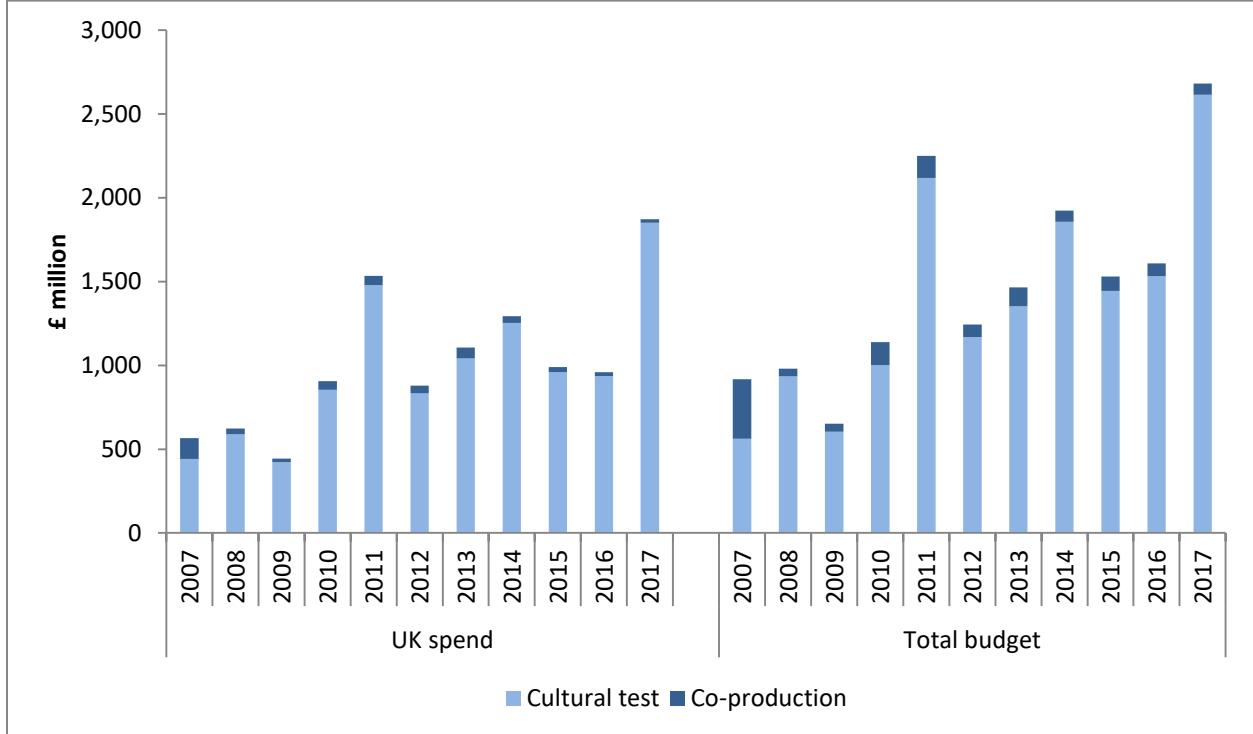


Source: BFI

See Appendix A for supporting data

¹ The latest production statistics are published separately in *Film, high-end television and animation programmes production in the UK: full year 2017*.

Figure 2 UK spend and total budget of final certifications for film, 2007-2017



Source: BFI

'Total Budget' in the case of cultural test films is the sum of production activity in the UK and production activity outside the UK; in the case of co-production it is the sum of investments made by all participating countries in the film.

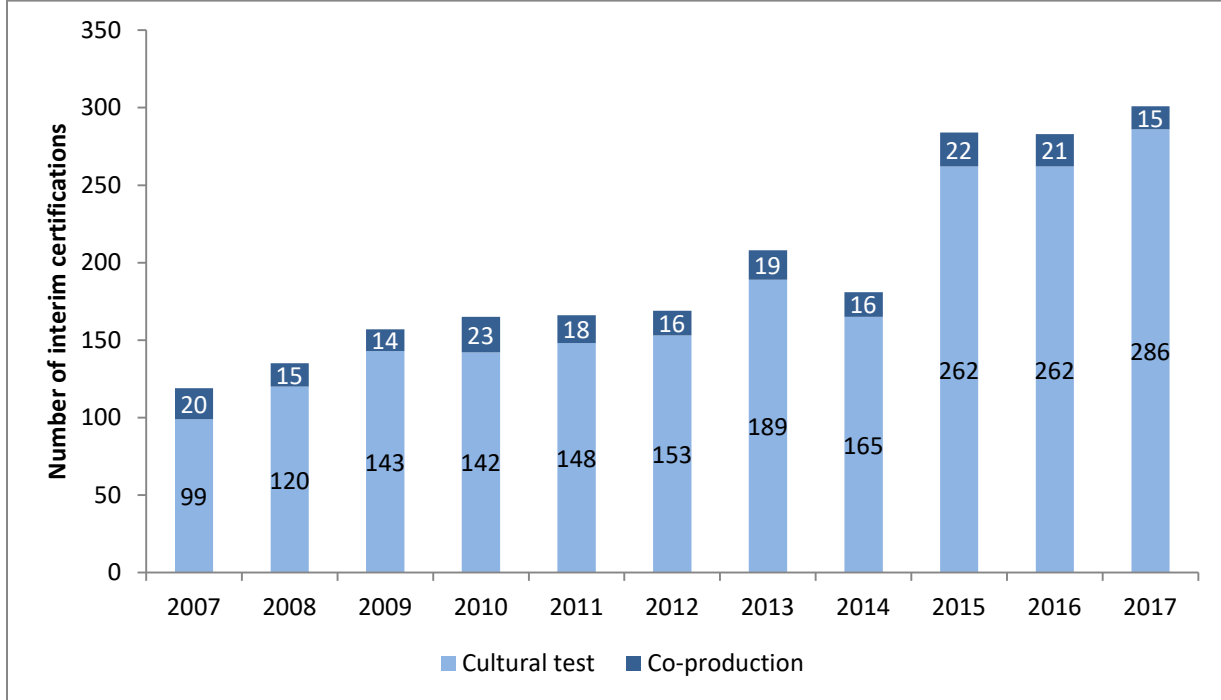
See Appendix A for supporting data

2.1.2 Interim certifications

Interim certifications give an indication of the future level of official UK film production. See *Definitions* in the Notes section for further information on interim certifications. At 301, the number of interim-certified films in 2017 represents a peak for the period 2007-2017. This is up from 283 films were awarded interim certification in 2016. The number of cultural test films was also at its highest at 286, whereas the number of co-productions was at its second lowest of the period at 15 films.

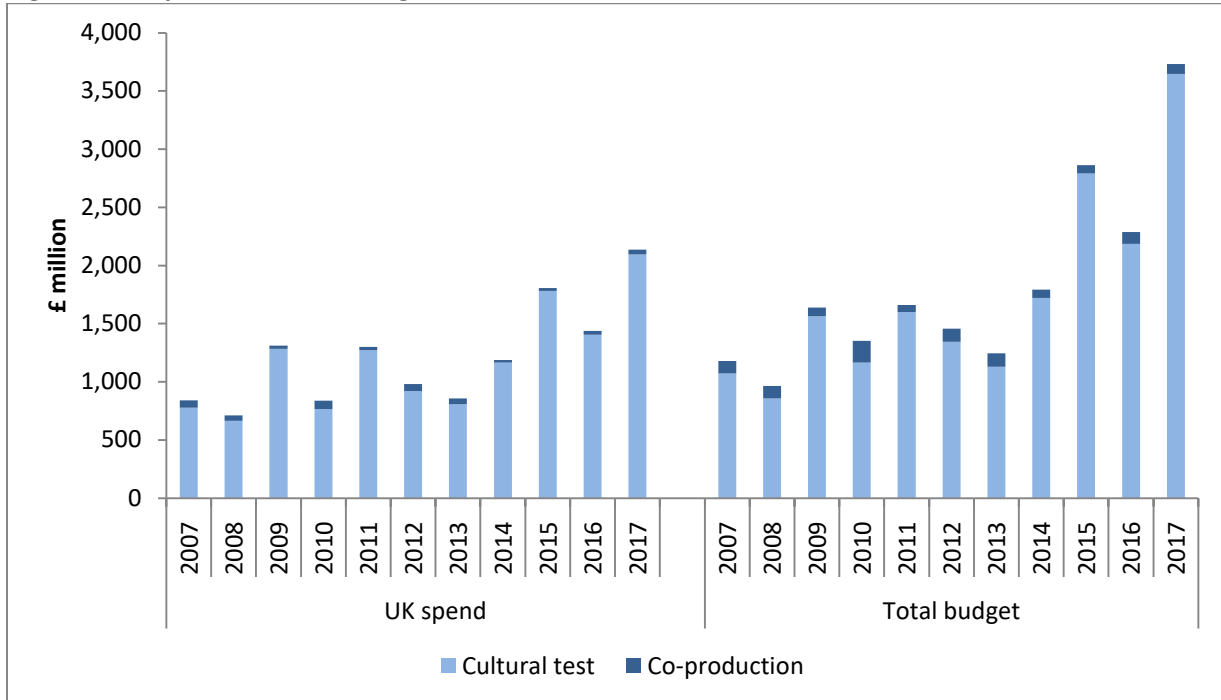
The expected UK spend for all interim-certified films was £2.14 billion and total budget was £3.73 billion, both the highest of the period. As with final certification, the majority of the expected UK spend and budget was from films certified under the cultural test, with a UK spend of £2.1 billion and a total budget of £3.6 billion. Total budget for cultural test films accounted for 98% of all films (both cultural test films and co-productions). Co-productions, as with final certifications, had a significantly smaller UK spend and budget, at £39 million and £87 million respectively. This was an increase in UK spend from £32 million in 2016 and the highest since 2013, despite total budget being down from £102 million in 2016.

Figure 3 Number of interim certifications for film, 2007-2017



Source: BFI
See Appendix A for supporting data

Figure 4 UK spend and total budget of interim certifications for film, 2007-2017



Source: BFI
'Total Budget' in the case of cultural test films is the sum of production activity in the UK and production activity outside the UK; in the case of co-production it is the sum of investments made by all participating countries in the film.
See Appendix A for supporting data

2.2 Total Budgets

Median budgets for films with interim certification under the cultural test has been on a downward trend since the beginning of the time period (Table 2). Median budget in 2017 was just under £0.8 million, staying at a similar level as 2016. The highest median budget was £1.8 million in 2007, but of course was based on approximately a third of the volume of films

Table 2 Median budgets of interim cultural test certifications

Year	Median budget £m	Year	Median budget £m
2007	1.8	2013	0.7
2008	1.5	2014	0.9
2009	1.0	2015	0.9
2010	1.1	2016	0.8
2011	0.9	2017	0.8
2012	1.0		

Source: BFI

Interim cultural test certifications have only been issued since 2007, when the new film tax relief came into effect; further amendments were made in 2014.

The 'median' is the middle value, i.e. half the productions have higher budgets than the median; the other half have lower budgets.

Table 3 shows the median budget of interim co-productions since 2003. In 2017 the median budget was £5.2 million, an increase on the £2.3 million of the previous year. This is, of course, due to a small number of films in this category, as well as fewer low budget films, but more medium (£2 million - £9.9 million) budget films than in 2016. From 2003 to 2011 there had been a downward trend in median budgets, with 2011 having the lowest median budget, at £2.1 million, however due to the small number of films in this category, the median is always going to be more variable than for those qualifying under the cultural test.

Year	Median budget £m	Year	Median budget £m
2007	3.7	2013	4.0
2008	4.7	2014	3.4
2009	3.3	2015	2.3
2010	3.7	2016	2.3
2011	2.1	2017	5.2
2012	6.1		

Source: BFI

The 'median' is the middle value, i.e. half the productions have higher budgets than the median; the other half have lower budgets.

2.3 Co-production treaties

Table 4 shows the numbers of final co-production certifications by treaty from 2007 to 2017. In 2017, , co-productions were made under both the European Convention on Cinematic Co-production as well as the UK-Canada, UK-China, UK-France and UK-New Zealand treaties.

Table 4 Final co-production certifications by treaty, 2007 - 2017

Treaty	2007	2008	2009	2010	2011	2012	2013	2014	2015	2016	2017
European Convention	46	5*	5	14	8	8	12	14	10**	5	6
UK - Canada	5	-	1	2	3	1	4 [†]	1	1 ^{††}	2	2
UK – Australia	}	3	2	3	3	4	1	-	4	-	3
UK – China											
UK – France											
UK - New Zealand											
UK - South Africa											
Total	56	8	8	19	14	13	17	15	15	7	11

Source: BFI.

* Includes one film that used an additional treaty between UK and Canada.

** Includes one film that used an additional treaty between UK and South Africa.

† Includes one film that used an additional treaty between Canada and Mexico.

†† Uses additional treaty between Canada and Ireland.

Table 5 shows the numbers of interim co-production certifications by treaty from 2007 to 2017. The co-productions in 2017 were under the European Convention on Cinematic Co-production and the UK-Canada and UK-China treaties.

Table 5 Interim co-production certifications by treaty, 2007 - 2017

Treaty	2007	2008	2009	2010	2011	2012	2013	2014	2015	2016	2017
European Convention	15	10	9	14	15	12	15*	10	17	14	13
UK - Canada	4	1	3	2	2	2	1	5 [†]	2	2	1
UK - Australia	}	4	2	7	1	3	3	1	3	5	1
UK - China											
UK - France											
UK - Israel - France											
UK - New Zealand											
UK - South Africa											
Total	20	15	14	23	18	17	19	16	22	21	15

Source: BFI.

*Includes one film that used an additional treaty between Germany and Brazil and one film that used an additional treaty between UK and South Africa.

† Includes one film that used additional treaty between Canada and Ireland.

3. High-end television certifications

3.1 Certification – numbers of applications and values

In 2017, a total of 103 HETV programmes received final certification under the cultural test, the highest of the period, 2014-2017. UK spend was £676 million and total budget was £935 million (Table 6). UK spend was down from £769 million in 2016, whereas total budget has risen year on year, with an aggregate increase of £608 million since 2014. UK spend as a percentage of total budget has decreased over the time period from 88% to 72%. There were no certified co-productions in 2014 and 2016 and data for co-productions for 2015 and 2017 are not shown for disclosure reasons.

Table 6 Cultural test final certification for HETV 2014 – 2017

Year	Number	UK spend £m	Total budget £m	UK spend as a % of total budget
2014	44	288.2	326.9	88.2
2015	58	412.7	464.7	88.8
2016	83	768.9	911.5	84.4
2017	103	675.5	935.1	72.2

Source: BFI

'Total Budget' is the sum of production activity in the UK and production activity outside the UK.

As with film, interim certifications give an indication of the future level of official UK HETV programme production. A total of 82 HETV programmes received interim certification in 2017, all of which were under the cultural test (Table 7). As with final certifications, UK spend and total budget has increased year on year over the period and were £675 million and £927 million respectively in 2017, an increase of £158 million and £293 million respectively since 2014. UK spend as a percentage of total budget decreased over the time period from 82% to 73%. No co-productions received interim certification between 2015 and 2017; co-productions for 2014 are not shown for disclosure reasons.

Table 7 Cultural test interim certification for HETV, 2014 – 2017

Year	Number	UK spend £m	Total budget £m	UK spend as a % of total budget
2014	64	517.5	634.0	81.6
2015	69	618.1	748.7	82.6
2016	77	629.3	839.8	74.9
2017	82	675.2	926.5	72.9

Source: BFI

'Total Budget' is the sum of production activity in the UK and production activity outside the UK.

3.2 HETV Median spend based on Total Budget

As in previous releases, median total budget per minute of content for HETV is presented instead of median total budget². There has been an upward trend in median budget since the beginning of the time period, Q2 2013 (see note to Table 8) and median budget is at its highest point of £26,690 in 2017. For disclosure reasons, median budget per minute for interim co-productions is not provided.

² Certification applications are received for one-off programmes as well as series (that can be any length of time greater than 31 minutes), this median provides a better representation of the average HETV programme budget. Advice was obtained from Pact regarding appropriate median budgets.

Table 8 Median budgets of interim cultural test certifications

Year	Median budget per minute
2013*	20,592
2014	21,788
2015	23,826
2016	22,926
2017	26,690

Source: BFI

*As the tax relief for HETV programmes commenced in April 2013, median budget for 2013 is for Q2-Q4.

3.3 Co-production treaties

As there were no co-productions certified in 2017, no treaties are reported.

4. Animation television programme certifications

4.1 Certification – numbers of applications and values

A total of 41 animation television programmes received final certification under the cultural test in 2017 (Table 9). UK spend and budget was £45 million and £52 million respectively (UK spend was 86% of total budget). UK spend has increased slightly from £44.5 million in 2016, but total budget has decreased from £62 million. No co-productions received certification in 2014 and since 2015 co-productions are not reported for disclosure reasons and.

Table 9 Cultural test final certifications for animation television programmes, 2014 - 2017

Year	Number	UK spend £m	Total budget £m	UK spend as a % of total budget
2014	14	10.5	21.5	49.0
2015	51	62.2	86.4	72.0
2016	38	44.5	62.2	71.5
2017	41	45.1	52.4	86.0

Source: BFI

'Total Budget' is the sum of production activity in the UK and production activity outside the UK.

As stated earlier in this release, for film and HETV, interim certification gives an indication of future animation television programmes production. 29 animation programmes received interim certification under the cultural test in 2017, with a UK spend of £83 million and a budget of £99 million (Table 10). UK spend is 84% of total budget. Although the number of programmes is down from 31 in 2016, UK spend and total budget have increased, up from £75 million and £84 million respectively. Co-productions that received interim certification in 2015 - 2017 are not shown for disclosure reasons; six programmes received certification as co-productions in 2014, with a UK spend of £5 million and a total budget of £11 million.

Table 10 Cultural test interim certification for animation television programmes, 2014 - 2017

Type of certification	2014	2015	2016	2017
Number	28	25	31	29
UK spend £m	66.0	57.9	75.3	82.8
Total budget £m	81.0	72.1	83.7	99.0
UK spend as a % of total budget	81.4	80.4	89.9	83.7

Source: BFI

'Total Budget' is the sum of production activity in the UK and production activity outside the UK.

4.2 Animation median spend based on Total Budgets

As with HETV, this release presents the median total budget per minute of content for animation television programmes instead of median total budget³. The median budget per minute of interim cultural test certifications for 2017 was £9,761, an increase from £7,708 for 2016 (Table 11). The median budget for co-productions is not shown for individual years for disclosure reasons, but the median budget for all co-productions across the period is £12,036.

³ Certification applications are received for one-off programmes as well as series, this median provides a better representation of the average animation television programme budget. Advice was obtained from Pact regarding appropriate median budgets.

Table 11 Median budgets of interim cultural test certifications

Year	Median budget per minute £
2013*	6,284
2014	8,202
2015	7,867
2016	7,708
2017	9,761

Source: BFI

*As the tax relief for animation programmes commenced in April 2013, median budget for 2013 is for Q2-Q4.

The 'median' is the middle value, i.e. half the productions have higher budgets than the median; the other half have lower budgets.

4.3 Co-production Treaties

The interim and final animation television programmes qualifying as official co-productions in 2017 were made under the UK/Canada co-production treaty. For disclosure reasons, the number of co-productions qualifying under this treaty is not provided.

5. Children's television

5.1 Certification – numbers and values

A total of 65 CTV programmes received certification under the cultural test in 2017, an increase of 81% in the total number compared with 2016. UK spend and total budget were £46 million and £50 million respectively with UK spend 92% of total budget (Table 12). UK spend and total budget have increased by 84% and 96% respectively since 2016. There were no co-productions in 2016 and co-productions for 2017 are not shown for disclosure reasons.

Table 12 Cultural Test final certification for children's television programmes, 2016 and 2017

Year	Number	UK spend £m	Total budget £m	UK spend as a % of total budget
2016	36	25.0	25.4	98.5
2017	65	46.2	49.9	92.6

Source: BFI

'Total Budget' is the sum of production activity in the UK and production activity outside the UK

In 2017, there were 38 CTV programmes with interim certification under the cultural test. Expected UK spend was £57 million and expected total budget was £73 million, considerably more than the corresponding amount for 2016, despite the volume of titles being similar. UK spend was 78% of total budget (Table 13). UK spend has increased by 61% and total budget by 102% in comparison with 2016. Interim co-productions are not shown for disclosure reasons.

Table 13 Cultural Test interim certification for children's television programmes, 2016 and 2017

Year	Number	UK spend £m	Total budget £m	UK spend as a % of total budget
2016	32	35.4	36.3	97.5
2017	38	57.1	73.4	77.7

Source: BFI

'Total Budget' is the sum of production activity in the UK and production activity outside the UK

5.2 Budgets

As with HETV and animation television programmes, this release presents the median total budget per minute of content for CTV programmes⁴. The median budget per minute has been on an upward trend over the last 3 years reaching a peak in 2017.

Table 14 Median budgets of interim cultural test certifications

Year	Median budget per minute £
2015*	2,325
2016	2,700
2017	2,910

Source: BFI

*As the tax relief for children's television programmes commenced in April 2015, median budget for 2015 is for Q2-Q4.

The 'median' is the middle value, i.e. half the productions have higher budgets than the median; the other half have lower budgets.

⁴ Certification applications are received for one-off programmes as well as series (that can be of any length of time), this median provides a better representation of the average CTV programme budget. Advice was obtained from Pact regarding appropriate median budgets.

6. Video Game certification

6.1 Certification – numbers and values

A total of 212 video games received final certification in 2017, up from 189 in 2016 (Table 15). UK/EEA⁵ spend was £249 million and total budget was £277 million, increases from £202 million and £224 million respectively compared with 2016. UK/EEA spend was 90% of total budget in 2017.

There are no co-production treaties for video games.

Table 15 Cultural test final certification for video games, 2015 - 2017

Year	Number	UK/EEA spend £m	Total budget £m	UK/EEA spend as a % of total budget
2015	116	180.9	265.6	68.1
2016	189	202.2	224.5	90.1
2017	212	248.8	277.5	89.7

Source: BFI

'Total Budget' is the sum of development activity in the UK and production activity outside the UK.

In 2017, 182 video games received interim certification, an increase from 176 games in the previous year (Table 16). UK spend also increased from £401 million in 2016 to £436 million in 2017, whereas total budget decreased from £467 million in 2016 to £463 million in 2017. UK spend as a percentage of total budget has increased, from 86% in 2016 to 94% in 2017.

Table 16 Cultural test interim certification for video games, 2015 - 2017

Year	Number	UK spend £m	Total budget £m	UK/EEA spend as a % of total budget
2015	121	548.0	603.6	90.8
2016	176	401.7	466.9	86.0
2017	182	435.9	463.3	94.1

Source: BFI

'Total Budget' is the sum of development activity in the UK and production activity outside the UK.

6.2 Total Budgets

The median total budget for interim certifications was £0.4 million in 2017, similar as the previous year, but slightly down from the peak £0.6 million in 2015 (Table 17).

⁵ As the regulations for video-games refers to spend not just in the UK but also in the European Economic Area (EEA), we report UK/EEA spend rather than only UK spend.

Table 17 Median budgets of interim cultural test certifications

Year	Median £m
2014*	0.2
2015	0.6
2016	0.4
2017	0.4

Source: BFI

*As the tax relief for video games commenced in April 2014, median budget for 2014 is for Q2-Q4.

The 'median' is the middle value, i.e. half the productions have higher budgets than the median; the other half have lower budgets.

Appendix A –Data Tables

Table A1 Final certifications for film, 2007 to 2017

Type of certification	2007	2008	2009	2010	2011	2012	2013	2014	2015	2016	2017
Cultural Test											
Number	98	97	144	170	189	187	182	238	238	269	283
UK spend	442.4	588.5	422.9	853.8	1,478.5	834.2	1,041.2	1,252.8	959.9	936.3	1,850.3
Total budget	561.4	935.1	604.8	1,001.7	2,118.3	1,169.7	1,353.3	1,855.9	1,444.9	1,532.7	2,614.7
UK spend as a % of total budget	78.8	62.9	69.9	85.2	69.8	71.3	76.9	67.5	66.4	61.1	70.8
Co-production											
Number	56	8	8	19	14	13	17	15	15	7	11
UK spend £m	123.1	34.0	21.6	51.3	55.0	44.3	65.3	40.0	29.7	23.9	22.2
Total budget £m	356.7	45.2	48.0	137.4	131.4	73.5	112.7	68.2	84.6	75.4	66.2
UK spend as a % of total budget	34.5	75.2	45.0	37.3	41.9	60.3	57.9	58.6	35.1	31.7	33.6
All Types											
Number	154	105	152	189	203	200	199	253	253	276	294
UK spend £m	565.5	622.5	444.6	905.1	1,533.5	878.5	1,106.5	1,292.8	989.6	960.2	1,872.5
Total budget £m	918.1	980.3	652.8	1,139.1	2,249.7	1,243.2	1,466.0	1,924.2	1,529.5	1,608.1	2,680.9
UK spend as a % of total budget	61.6	63.5	68.1	79.5	68.2	70.7	75.5	67.2	64.7	59.7	69.8

Source: BFI

'Total Budget' in the case of Cultural Test films is the sum of production activity in the UK and production activity outside the UK; in the case of Co-productions it is the sum of investments made by all participating countries in the film.

Table A2 Interim certifications for film, 2007 to 2017

Type of certification	2007	2008	2009	2010	2011	2012	2013	2014	2015	2016	2017
Cultural Test											
Number	99	120	143	142	148	153	189	165	262	262	286
UK spend	777.9	664.4	1,283.5	766.5	1,271.5	921.0	806.5	1,165.2	1,781.2	1,405.0	2,095.9
Total budget	1,072.6	857.5	1,563.4	1,165.4	1,598.9	1,342.8	1,129.3	1,721.0	2,792.0	2,186.0	3,645.9
UK spend as a % of total budget	72.5	77.5	82.1	65.8	79.5	68.6	71.4	67.7	63.8	64.3	57.5
Co-production											
Number	20	15	14	23	18	16	19	16	22	21	15
UK spend £m	61.6	45.7	28.1	71.0	28.5	59.7	50.3	22.8	25.4	31.8	39.4
Total budget £m	106.7	106.6	74.7	187.8	62.6	114.3	116.6	71.2	71.2	102.2	87.1
UK spend as a % of total budget	57.7	42.9	37.6	37.8	45.5	52.2	43.1	32.0	35.7	31.1	45.3
All Types											
Number	119	135	157	165	166	169	208	181	284	283	301
UK spend £m	839.5	710.1	1,311.6	837.5	1,300.0	980.7	856.7	1,188.0	1,806.6	1,436.8	2,135.3
Total budget £m	1,179.3	964.1	1,638.1	1,353.2	1,661.5	1,457.1	1,245.9	1,792.3	2,863.2	2,288.2	3,732.9
UK spend as a % of total budget	71.2	73.7	80.1	61.9	78.2	67.3	68.8	66.3	63.1	62.8	57.2

Source: BFI

'Total Budget' in the case of Cultural Test films is the sum of production activity in the UK and production activity outside the UK; in the case of Co-productions it is the sum of investments made by all participating countries in the film.

c data suppressed for disclosure reasons.

Q1-Q3 is the first nine months of the year, i.e. 1 January to 30 September.

Notes:

1. **British film, high-end television programmes (HETV), animation television programmes, children's television programmes (CTV) and video games certification statistics collected and reported by the BFI**

The British film, high-end television programmes, animation television programmes, children's television programmes and video games certification statistics in this report are based on data collected by the BFI's Certification Unit, on behalf of DCMS. The data reported are all British films, HETV programmes, animation television programmes, CTV programme and video games certified as British in the reference period, not a sample.

The BFI Certification Unit assesses all British films, HETV programmes, animation television programmes, CTV programmes and video games certification applications on behalf of DCMS and makes recommendations to the Secretary of state. The certificates are then issued by the BFI Certification Unit.

Figures shown in the tables are for British films, HETV programmes, animation television programmes, CTV programmes and video games certified during the reference periods shown. Certification may occur some time after both the production/development and release (theatrical or broadcast in the case of films, HETV, animation programmes and CTV programmes or supply in the case of video games) of the film, television programme or video game.

2. **Definitions**

Cultural test films are British films certified under the cultural test (as amended in April 2014 in the Films Act 1985). To qualify under this definition, films commencing principal photography on or after 1 April 2014 must pass a UK cultural test awarding points for UK and EEA elements in the story, setting and characters, cultural contribution and for where and by whom the film was made.

On the basis of recommendations made by the BFI, the Secretary of State grants interim certification prior to the completion of the film to those films that meet the criteria and final certification once the film has been completed and final documents submitted. Under the cultural test, applicants are not obliged to apply for interim certification and can apply just for final certification when the film is complete.

Cultural test high-end television programmes are British television programmes certified under the cultural test, Schedule 16 to the Finance Act 2013. To qualify under this definition, television programmes commencing principal photography on or after 1 April 2013 must pass a UK cultural test awarding points for UK and EEA state elements in the story, setting and characters, cultural contribution and for where and by whom the television programme was made.

On the basis of recommendations made by the BFI, the Secretary of State grants interim certification prior to the completion of the HETV programmes to those programmes that meet the criteria and final certification once the programme has been completed and final documents submitted. Under the cultural test, applicants are not obliged to apply for interim certification and can apply just for final certification when the HETV programme is complete.

A HETV programme is a drama (which includes comedy) or documentary production that is intended for broadcast and has core expenditure per hour of slot length of not less than £1 million. The slot length in relation to the HETV programme must also be greater than 30 minutes. Slot length in relation to a television programme means the period of time which the programme is commissioned to fill.

Cultural test animation television programmes are British animation programmes certified under the cultural test, Schedule 16 to the Finance Act 2013. To qualify under this definition, animation programmes commencing principal photography on or after 1 April 2013 must pass a UK cultural test awarding points for UK and EEA state elements in the story, setting and characters, cultural contribution and for where and by whom the animation television programme was made.

On the basis of recommendations made by the BFI, the Secretary of State grants interim certification prior to the completion of the animation television programmes to those programmes that meet the criteria and final certification once the programme has been completed and final documents submitted. Under the cultural test, applicants are not obliged to apply for interim certification and can apply just for final certification when the animation programme is complete.

Cultural test children's television programmes are British children's television programmes certified under the cultural test, Schedule 16 to the Finance Act 2013. To qualify under this definition, animation programmes commencing principal photography on or after 1 April 2015 must pass a UK cultural test awarding points for UK and EEA state elements in the story, setting and characters, cultural contribution and for where and by whom the children's television programme was made.

On the basis of recommendations made by the BFI, the Secretary of State grants interim certification prior to the completion of the CTV programmes to those programmes that meet the criteria and final certification once the programme has been completed and final documents submitted. Under the cultural test, applicants are not obliged to apply for interim certification and can apply just for final certification when the animation programme is complete.

Cultural test video games are British video games certified under the cultural test, Schedule 17 and 18 to the Finance Act 2013. To qualify under this definition, video games commencing principal development on or after 1 April 2014 must pass a UK cultural test awarding points for UK and EEA elements in the story, setting and characters, cultural contribution and for where and by whom the video game programme was made.

On the basis of recommendations made by the BFI, the Secretary of State grants interim certification prior to the completion of the video game to those video games that meet the criteria and final certification once the video game has been completed and final documents submitted. Under the cultural test, applicants are not obliged to apply for interim certification and can apply just for final certification when the video game is complete.

Official UK co-productions are British films, HETV programmes, animation television programmes or CTV programmes certified under one of the UK's official co-production treaties. Interim certification is granted in conjunction with the co-producing party competent authority or authorities for multi-lateral projects prior to the start of principal photography to films, HETV, animation television programmes or CTV programmes that meet the criteria and final certification once the film, HETV, animation television programme or CTV programme has been completed and final documents submitted. Films, HETV programmes, animation television programmes or CTV programmes made as official co-productions are

not required to pass the film, HETV programme, animation television programme, or CTV programmes cultural tests.

For full details for the cultural test, co-productions and other information on British film certification see <http://www.bfi.org.uk/film-industry/british-certification-tax-relief>.

UK spend is the value of the production or development activities in the UK cultural tests and UK expenditure for co-productions (bilateral and European Convention of Cinematographic Co-production). UK spend for co-productions may include some expenditure on UK goods and services which took place outside the UK.

3. Revisions

As the status and certification dates of individual films, HETV programmes, animation television programmes CTV programmes or video games may change as a result of changing circumstances, the numbers published in this release are subject to revision. Each release in this series includes revisions of previous quarter, so the latest release should be referred to as the most accurate summation available of the certification numbers.

4. Disclosing individual film, HETV programme, animation programme, children's television programme and video games information

Film, HETV programme, animation television programme, CTV programme and video games data (number of films, programmes and video games, UK spend, UK/EEA spend and total budget) are not disclosed when the number of films, programmes and video games is five or fewer.

5. Feedback

We welcome feedback from users of our statistics releases to help us improve what we do. If you have any feedback on these statistics or if you wish to make a complaint, in the first instance please contact us using the named contact details listed below.

6. Pre-release access

This release has been prepared according to the Code of Practice for Official Statistics published by the UK Statistics Authority. Pre-release access has been granted to the following:

Amanda Nevill, Chief Executive, BFI

Harriet Finney, Director of External Affairs, BFI

Ben Roberts, Director of Film Fund, BFI

Richard Shaw, Director of Marketing, Communications and Audiences, BFI

Carol Comley, Head of Film Policy, BFI

Nick Mason Pearson, Head of Corporate Communications and Public Affairs, BFI

Judy Wells. Head of Press and PR, BFI

Tina McFarling, Media Advisor, BFI
Colette Geraghty, PR Manager, BFI
Ken Hunt, Department for Digital, Culture, Media and Sport
Lynne Kilpatrick, Department of Digital, Culture, Media and Sport
James Butler, Department for Digital, Culture, Media and Sport
Sophie Reece-Trapp, Department for Digital, Culture, Media and Sport

7. Statistical contact details

This release was prepared by Alex Tosta, Research and Statistics Unit, BFI,
alex.tosta@bfi.org.uk, tel: +44 (0)20 7957 4815.